

To make a back-to-back cheat sheet, print out, then cut on dotted line and fold each side.


HOTV or LEA Critical Line Procedure

For Ages 3-5 Years old, and those who are not comfortable with letters


Right Chart, Right Height, Right Distance, Good Lighting
Pass = Correctly identify at least 1 more than half of the letters on a line.

- Select the correct chart for child's age:
 - 36 – 47 months
 - 48 – 59 months
 - 5 years and older
- With both eyes uncovered, confirm child can identify/match the optotypes on the 20/100 line at the top of the chart.
- Position child at 10 foot mark.
- Occlude left eye.
- Cover the bottom boxed line. Ask child to identify the optotypes on the top boxed line.
- Right eye passes if the child identifies at least 1 more than half of the optotypes on the line.
- Occlude right eye.
- Cover the top boxed line. Ask child to identify the optotypes in the bottom boxed box.
- Left eye passes if the child identifies at least 1 more than half of the optotypes on the line.


Confirm with both eyes



Screen right eye



Screen left eye



Pass Criteria:

- 3 years old: Critical line is **20/50**. Child must pass with each eye.
- 4 years old: Critical line is **20/40**. Child must pass with each eye.
- 5 years and older: Critical line is **20/32**. Child must pass with each eye.


Sloan Letters Critical Line Procedure

For Ages 5 Years and over, who are comfortable with letters


Right Chart, Right Height, Right Distance, Good Lighting
Pass = Correctly identify at least 1 more than half of the letters on a line.

- Select the correct chart for age:
 - 20/32* chart
- Position child at proper foot mark.
- Occlude left eye (screen each eye separately).
- Cover the bottom boxed line. Ask child to identify the optotypes on the top boxed line.
- Right eye passes if the child identifies at least 1 more than half of the optotypes on the line.
- Occlude right eye.
- Cover the top boxed line. Ask child to identify the optotypes in the bottom boxed box.
- Left eye passes if the child identifies at least 1 more than half of the optotypes on the line.

Screen right eye



Screen left eye



Pass Criteria:

5 years and older: Critical line is **20/32**. Child must pass with each eye.
Failure: a 2 line difference between eyes

* (or 20/30 on some charts)


HOTV or LEA Threshold Procedure

For Ages 3-5 Years Old and those who are not comfortable with letters

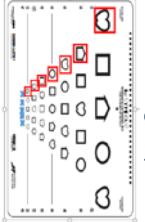
Right Chart, Right Height, Right Distance, Good Lighting
Pass = Correctly identify at least 1 more than half of the letters on a line.

- With both eyes uncovered, confirm child can identify/match the optotypes on the 20/100 line.
- Position child at 10 foot mark.
- Occlude left eye (screen each eye separately).
- Starting at the top line, ask child to identify the first optotype on the **LEFT** of each line until the child misses an optotype.
- When child misidentifies an optotype, return to the line above and have child read entire line.
- Continue having child read each lower line until child misses one more than half of the optotypes.
- Visual Acuity score left eye is the lowest line child passed (one more than half).
- Occlude right eye.
- Start at the top of the line, ask child to identify the first optotype on the **RIGHT** side of each line.
- Repeat above for left eye.


Confirm with both eyes



Screen right eye



Screen left eye



Pass Criteria:

- 3 years old: Must pass **20/50** line (or any line below) with each eye.
- 4 years old: Must pass **20/40** line (or any line below) with each eye.
- 5 years and older: Must pass **20/32** (or any line below) with each eye.

Failure: a 2 line difference (or greater) between eyes.

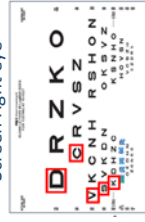
Sloan Letters Threshold Procedure

For Ages 5 Years and over who are comfortable with letters


Right Chart, Right Height, Right Distance, Good Lighting
Pass = Correctly identify at least 1 more than half of the letters on a line.

- Position child at proper foot mark.
- Occlude left eye (screen each eye separately).
- Starting at the top line, ask child to identify the first letter on the **LEFT** of each line until the child misses an optotype.
- When child misidentifies a letter, return to the line above and have child read entire line.
- Continue having child read each lower line until child misses one more than half of the letters.
- Visual Acuity score left eye is the lowest line child passed (one more than half).
- Occlude right eye.
- Start at the top of the line, ask child to identify the first optotype on the **RIGHT** side of each line.
- Repeat above for left eye.

Screen right eye



Screen left eye



Pass Criteria:

- 5 years and older: Must pass **20/32*** line (or any line below) with each eye.

Failure: a 2 line difference (or greater) between eyes

* (or 20/30 on some charts)