



# VFC Updates

Orange County Immunization Coalition

May 12, 2021

# Personnel Update

**Welcome Melissa Thun!**

Southern CA VFC Junior  
Field Representative

---



Official contact  
information will be  
available soon

---



VFC Field  
Representative UCSF  
position which is  
currently remote but will  
be in San Diego once it is  
deemed safe to return to  
the office



Your Logo or Name Here

# Summer is Coming...

## Public Safety Power Shutoffs (PSPS) and Vaccine Management

PSPS events occur throughout the State to protect against current and potential wildfires.

- Review your Vaccine Management Plans in preparation of PSPS events in your area.
- Consider signing up for email and/or text alerts about outages near you, & planned PSPS events from your local utility company (PG&E, SCE, SDG&E).



# Steps to Prepare

## Safety First!



Prioritize the safety of your staff and your clinic. If vaccine transport or relocation is not feasible or safe, vaccines would remain at your clinic and vaccine storage units should remain closed.

## Vaccine Shipments



Due to fires that affect locations throughout California, please check the UPS website for updates on whether your area could be affected by shipping holds. DO NOT risk staff safety by waiting for a vaccine shipment.

## Restore



If vaccines were relocated, transport the vaccines back following the same guidelines for refrigerated and frozen vaccine transport.

Download and review the data logger reports.

Report out of range temperatures on Storage and Handling Online Triage System (SHOTS)

# PSPS – Vaccine Viability

**To help manufacturers determine vaccine viability, consider the following information:**

- Find the total time out-of-range and actual temperature exposure (both MIN and MAX temperatures) by downloading the data logger report after the emergency situation has resolved
- Given that multiple PSPS events have occurred recently, providers should share with manufacturers if vaccines have been exposed to out-of-range temperatures during other PSPS events.



# Other considerations

- Routinely review the site's Vaccine Management and Emergency Plan
- Make the site management plan accessible to designated staff
- Have sufficient transport materials (cooler, ice packs, conditioned water bottles, bubble wrap and data loggers)
- Batteries for all vaccine storage unit Digital Data Loggers (DDLs), including backup DDLs
- Resources:  
Vaccine Management During Public Safety Power Shut-offs:  
<https://eziz.org/vaccine-management/power-shut-offs/>

Vaccine Management Plan

**Section 5: Worksheet for Emergency Vaccine Management**

The following sections include space for information and necessary actions to take in the event of an emergency, such as unit malfunction, mechanical failure, power outage, natural disaster, or human error.

In an emergency, contact the following people in the order listed:

Role/Responsibility	First & Last Name	Phone #	Alt Phone #	E-mail Address
1.				
2.				
3.				
4.				

Does the clinic have a generator? If so, where is it?

If your clinic does not have a generator, and/or your vaccine storage unit fails, it might be necessary to transport vaccines to an alternate storage location (e.g., a local hospital or another VFC provider). Identify an alternate location(s) that has vaccine storage units and temperature monitoring devices that meet VFC Program requirements.

Alternate Vaccine Storage	Address & City	Phone #	Alt Phone #	E-mail Address

Location of Emergency Packing Supplies:

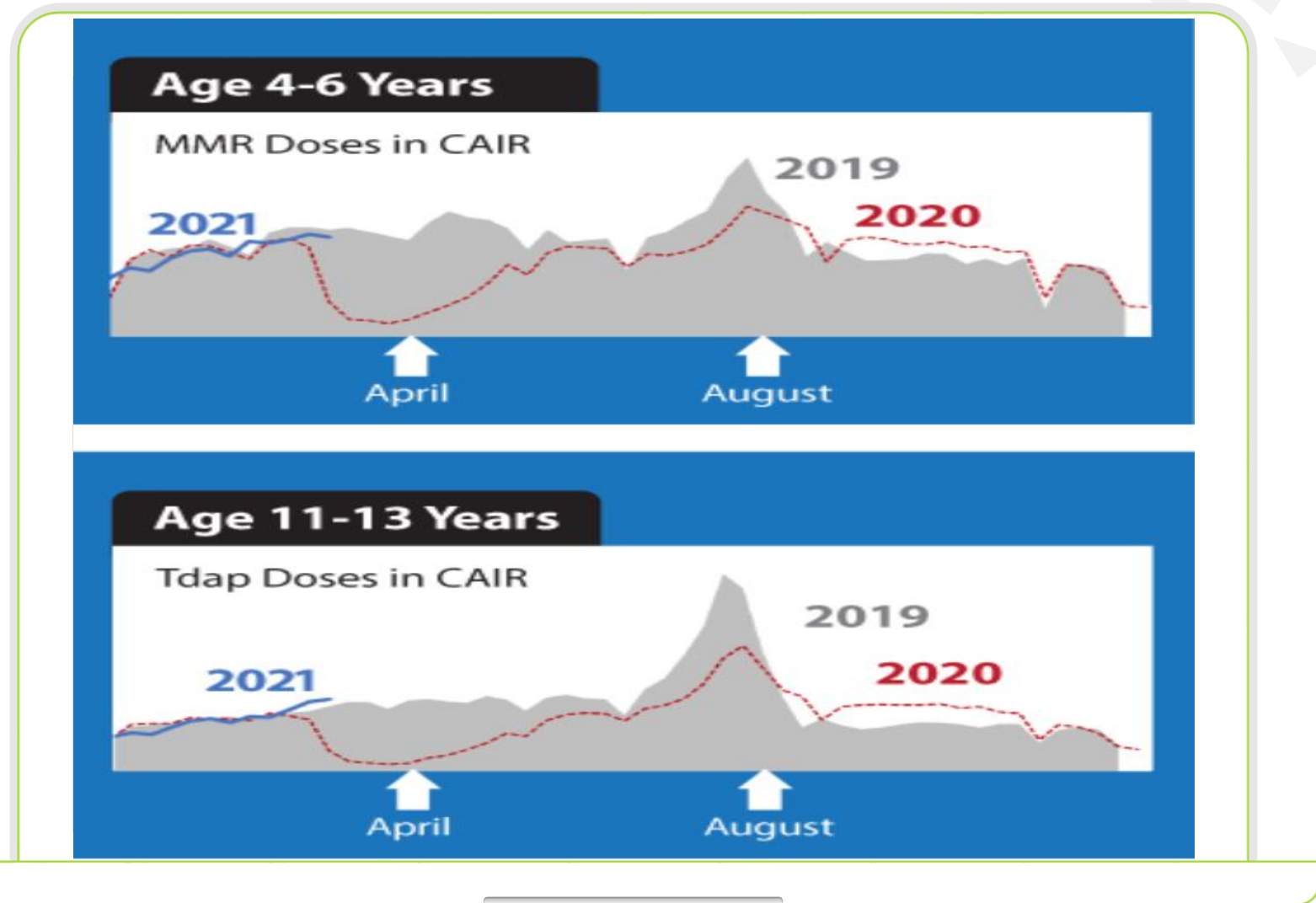
**OTHER USEFUL INFORMATION**

**Facility Floor Plan:** Attach a simple floor diagram identifying the location of key items needed during an emergency: circuit breakers, flashlights, spare batteries, keys to secured cabinets, backup digital data logger, vaccine storage units, coolers, etc.

# Fill the Gaps. Keep Immunizing Your Patients!

- When we compare doses recorded in the California Immunization Registry (CAIR2) during 2019 and 2020:
  - 12% fewer children under the age of 3 years received an MMR vaccine
  - 19% fewer children ages 4-6 years received an MMR vaccine,
  - 20% fewer adolescents ages 11-13 years received their Tdap booster.

If you have questions regarding your VFC ordering data, please reach out to your VFC Field Representative and take advantage of your IQIP visit



# Immunization Quality Improvement for Providers

- [IQIP](#) is the Vaccines for Children (VFC) provider-level quality improvement (QI) program designed to help increase on-time vaccination of children and adolescents
- VFC and Field Representatives provide technical assistance to VFC providers to support four core quality improvement strategies.
- <https://eziz.org/vfc/provider-requirements/iqip/>

Strategy 1	Schedule the next immunization visit before the patient leaves the office
Strategy 2	Leverage immunization information system (IIS) functionality to improve immunization practice
Strategy 3	Give a strong vaccine recommendation (include HPV vaccine if provider has adolescent patients)
Strategy 4	Routinizing influenza vaccine





# Pediatric Providers: How to Enroll in the California COVID-19 Vaccination Program

- Join the California Department of Public Health for an informational session on the enrollment process and requirements for pediatric providers that are interested in participating in the state's COVID-19 vaccination program.
- **Tuesday, May 11, 2021**
- **5pm - 6pm Pacific Time**
- **Link will be sent shortly.**
- Space is limited! If you're unable to attend, this session will be recorded and posted at [EZIZ.org/covid](https://EZIZ.org/covid).

# Thank You

**Lindsay Reynoso** 

619-692-6610 / 951-529-8653 

Lindsay.Reynoso@cdph.ca.gov 

<https://eziz.org/> 