

**9-1-1 EMERGENCY AMBULANCE
FISCAL YEAR 2019/2020 1st QUARTER ACTIVITY REPORT
JULY 2019 - SEPTEMBER 2019
REGION A
(Placentia, Yorba Linda, Unincorporated Brea)
Emergency Ambulance Service, Inc.**

Response Time Compliance

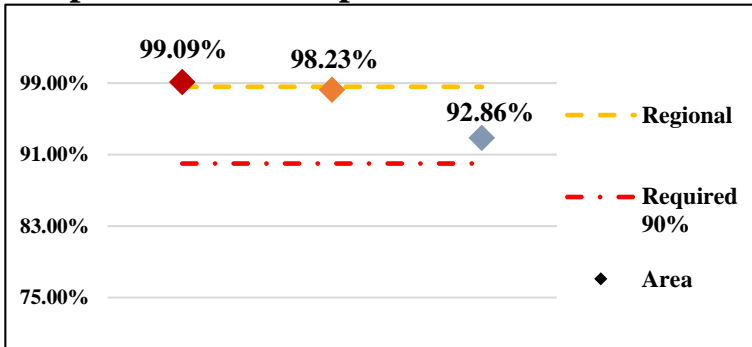


Fig. 1: Response Time Performance – combination of dispatch, system deployment & ambulance maintenance required to meet monthly compliance rate of 90% for an Exclusive Operating Area

REGION COMPLIANCE	98.58%
Placentia	99.09%
Yorba Linda	98.23%
Unincorporated Brea	92.86%

Dispatches

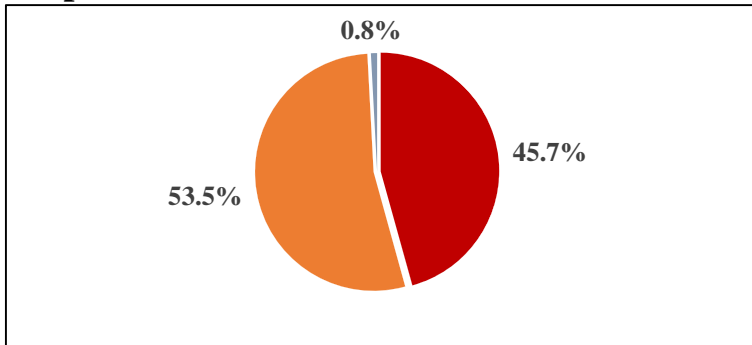


Fig. 2: Dispatch – a call for service requiring a 9-1-1 Emergency Ambulance response, regardless of the final outcome and does not account for calls outside the region border

REGION DISPATCHES	1692
Placentia	773
Yorba Linda	905
Unincorporated Brea	14

Transports

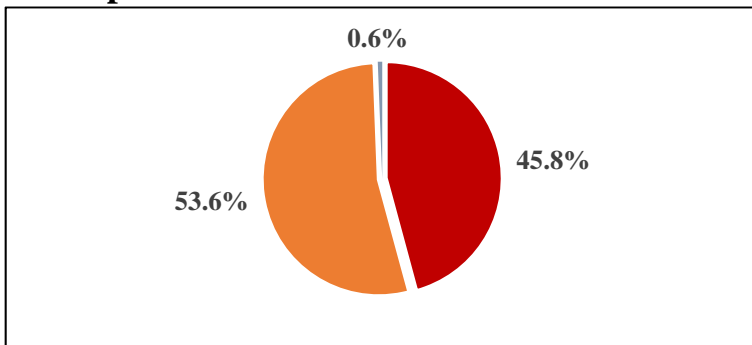


Fig. 3: Transport – the movement of a patient from the scene of a dispatch to a hospital by a 9-1-1 Emergency Ambulance, excluding calls outside the region border

REGION TRANSPORTS	1151
Placentia	527
Yorba Linda	617
Unincorporated Brea	7