

**9-1-1 EMERGENCY AMBULANCE
FISCAL YEAR 2019/2020 1st QUARTER ACTIVITY REPORT
JULY 2019 - SEPTEMBER 2019
REGION B**

(Cypress, La Palma, Los Alamitos, Seal Beach, Stanton, Unincorporated Areas)
Care Ambulance Service, Inc.

Response Time Compliance

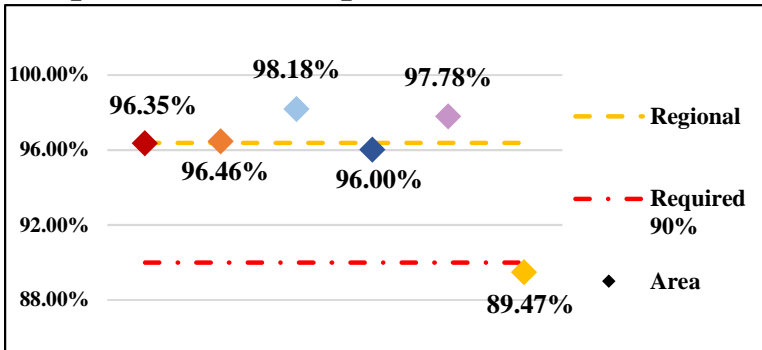


Fig. 1: Response Time Performance – combination of dispatch, system deployment & ambulance maintenance required to meet monthly compliance rate of 90% for an Exclusive Operating Area

REGION COMPLIANCE	Percentage
Cypress	96.35%
La Palma	96.46%
Los Alamitos	98.18%
Seal Beach	96.00%
Stanton	97.78%
Unincorporated	89.47%
REGION COMPLIANCE	96.38%

Dispatches

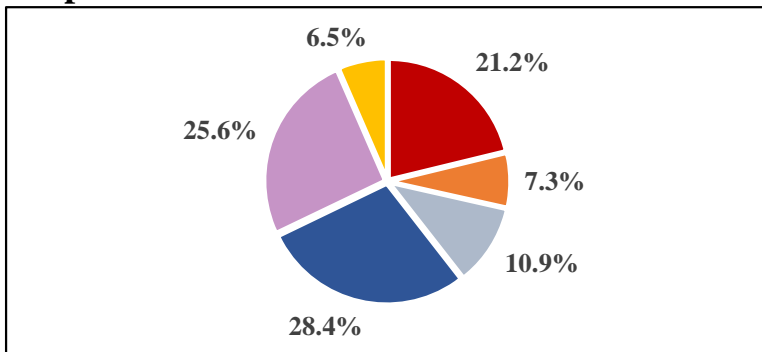


Fig. 2: Dispatch – a call for service requiring a 9-1-1 Emergency Ambulance response, regardless of the final outcome and does not account for calls outside the region border

REGION DISPATCHES	Count
Cypress	787
La Palma	271
Los Alamitos	405
Seal Beach	1054
Stanton	950
Unincorporated	242
Home Wellness	51
REGION DISPATCHES	3709

Home Wellness- a call for public assistance (lift assist, back to bed, etc.) received/dispatched through the 9-1-1 system; responded to by BLS Ambulance without ALS/OCFA; not included in total dispatches

Transports

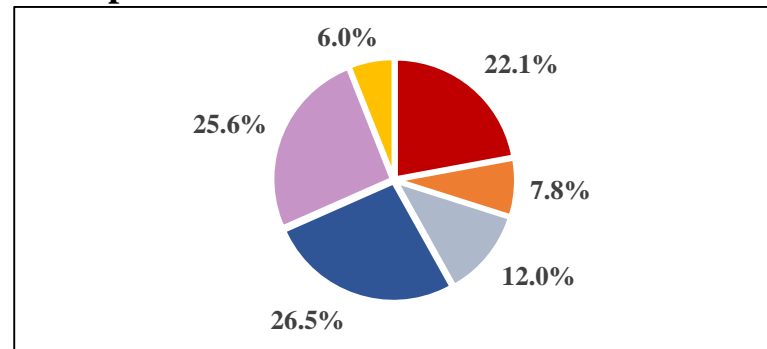


Fig. 3: Transport – the movement of a patient from the scene of a dispatch to a hospital by a 9-1-1 Emergency Ambulance, excluding calls outside the region border

REGION TRANSPORTS	Count
Cypress	527
La Palma	185
Los Alamitos	286
Seal Beach	631
Stanton	610
Unincorporated	143
REGION TRANSPORTS	2382