

**9-1-1 EMERGENCY AMBULANCE  
FISCAL YEAR 2019/2020 2nd QUARTER ACTIVITY REPORT  
OCTOBER 2019 - DECEMBER 2019**

**REGION A**

(Placentia, Yorba Linda, Unincorporated Brea)

Emergency Ambulance Service, Inc.

**Response Time Compliance**

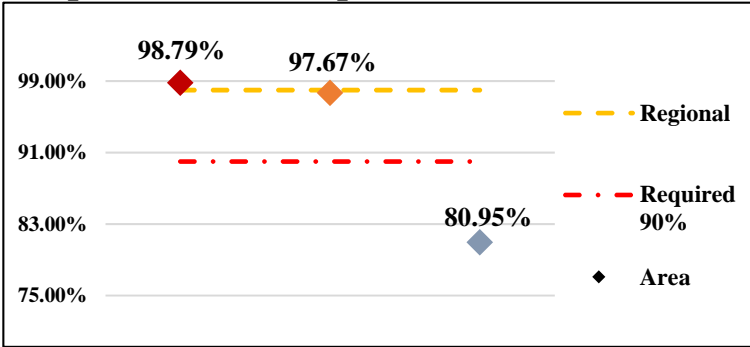


Fig. 1: Response Time Performance – combination of dispatch, system deployment & ambulance maintenance required to meet monthly compliance rate of 90% for an Exclusive Operating Area

**REGION COMPLIANCE**

**97.99%**

**Placentia**

98.79%

**Yorba Linda**

97.67%

**Unincorporated Brea**

80.95%

**Dispatches**

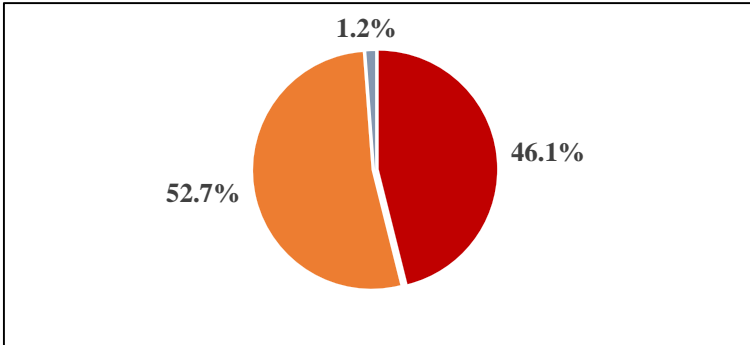


Fig. 2: Dispatch – a call for service requiring a 9-1-1 Emergency Ambulance response, regardless of the final outcome and does not account for calls outside the region border

**REGION DISPATCHES**

**1790**

**Placentia**

825

**Yorba Linda**

944

**Unincorporated Brea**

21

**Transports**

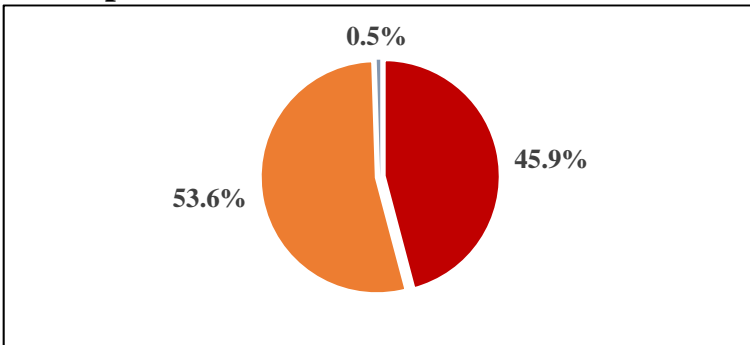


Fig. 3: Transport – the movement of a patient from the scene of a dispatch to a hospital by a 9-1-1 Emergency Ambulance, excluding calls outside the region border

**REGION TRANSPORTS**

**1238**

**Placentia**

568

**Yorba Linda**

664

**Unincorporated Brea**

6