

**9-1-1 EMERGENCY AMBULANCE
FISCAL YEAR 2019/2020 2nd QUARTER ACTIVITY REPORT
OCTOBER 2019 - DECEMBER 2019
REGION B**

(Cypress, La Palma, Los Alamitos, Seal Beach, Stanton, Unincorporated Areas)
Care Ambulance Service, Inc.

Response Time Compliance

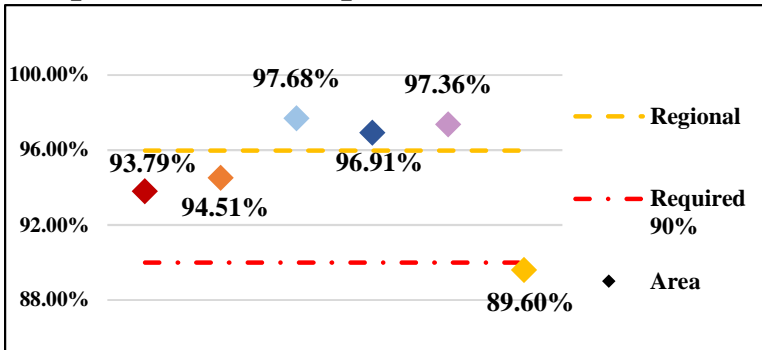


Fig. 1: Response Time Performance – combination of dispatch, system deployment & ambulance maintenance required to meet monthly compliance rate of 90% for an Exclusive Operating Area

REGION COMPLIANCE	95.98%
Cypress	93.79%
La Palma	94.51%
Los Alamitos	97.68%
Seal Beach	96.91%
Stanton	97.36%
Unincorporated	89.60%

Dispatches

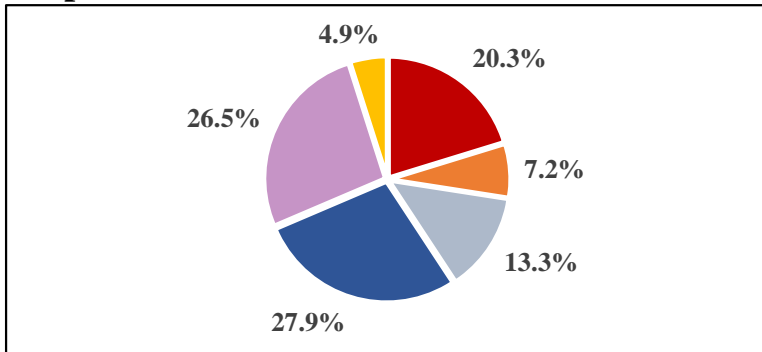


Fig. 2: Dispatch – a call for service requiring a 9-1-1 Emergency Ambulance response, regardless of the final outcome and does not account for calls outside the region border

REGION DISPATCHES	3709
Cypress	752
La Palma	266
Los Alamitos	493
Seal Beach	1033
Stanton	983
Unincorporated	182
Home Wellness	37

Home Wellness- a call for public assistance (lift assist, back to bed, etc.) received/dispatched through the 9-1-1 system; responded to by BLS Ambulance without ALS/OCFA; not included in total dispatches

Transports

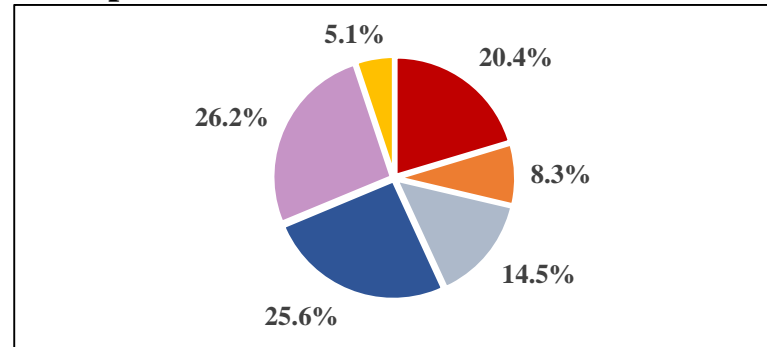


Fig. 3: Transport – the movement of a patient from the scene of a dispatch to a hospital by a 9-1-1 Emergency Ambulance, excluding calls outside the region border

REGION TRANSPORTS	2445
Cypress	498
La Palma	203
Los Alamitos	354
Seal Beach	625
Stanton	640
Unincorporated	125