

**Orange County Emergency Medical Services  
 Medical Health Operational Area Coordination (MHOAC)  
 Online at: <http://www.healthdisasteroc.org/ems/archive>  
 5/8/20**

**OVERVIEW OF CURRENT SITUATION (5/08/20 0730)** Source: Johns Hopkins University & Medicine <https://coronavirus.jhu.edu/map.html>

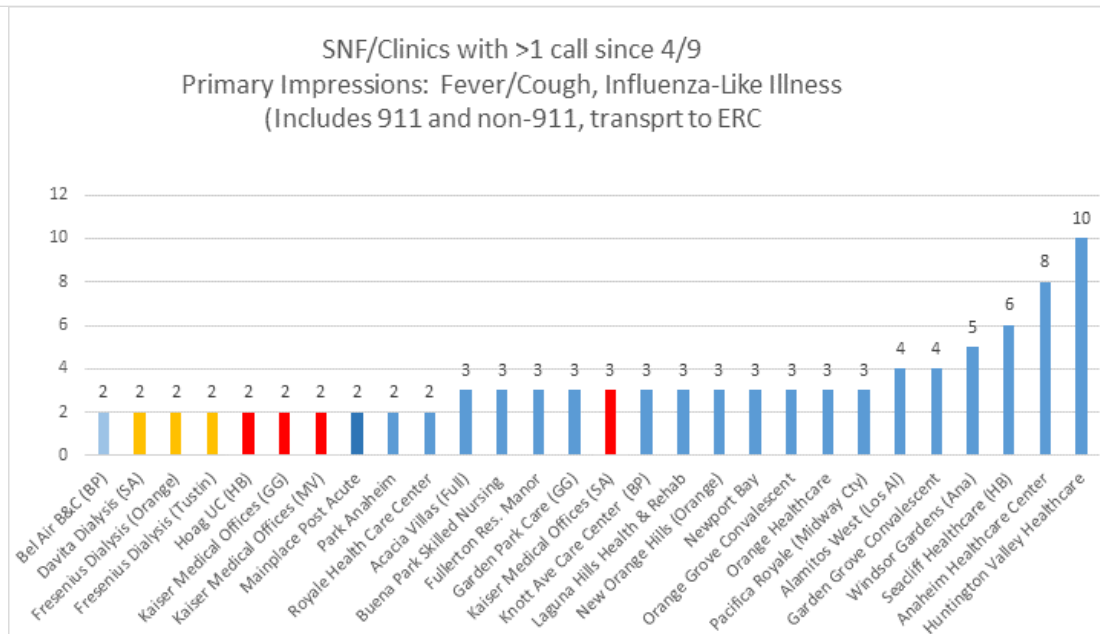
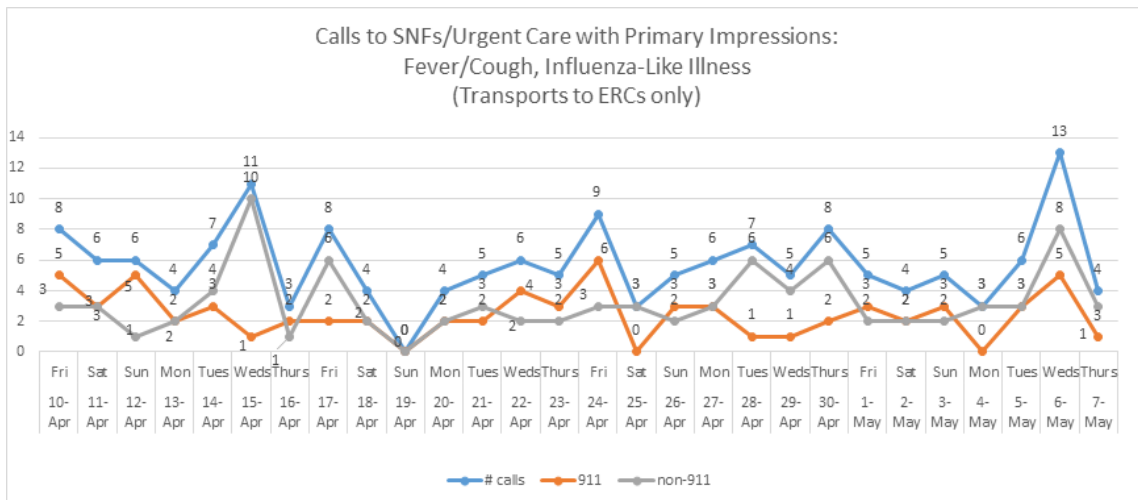
Cases / Deaths  
 Worldwide: 3,871,718 / 270,279  
 Nationwide: 1,256,972 / 75,670  
 California: 62,360 / 2,546

**PUBLIC HEALTH (as of 5/08/20 1130)**

Orange County COVID-19	
Cases	3,240
Deaths	71
Tests Reported Today	812
Cumulative Tests to Date	46,372

**SKILLED NURSING/ASSISTED LIVING/RESIDENTIAL CARE FACILITY STATUS**

- On 5/2/20 White House announced that FEMA will coordinate 2 shipments totaling 14-day supply of PPE to more than 15k nursing homes in the US. 73 OC facilities have been identified to receive the first 7-day supply starting first week of May & additional 7-day supply in early June.

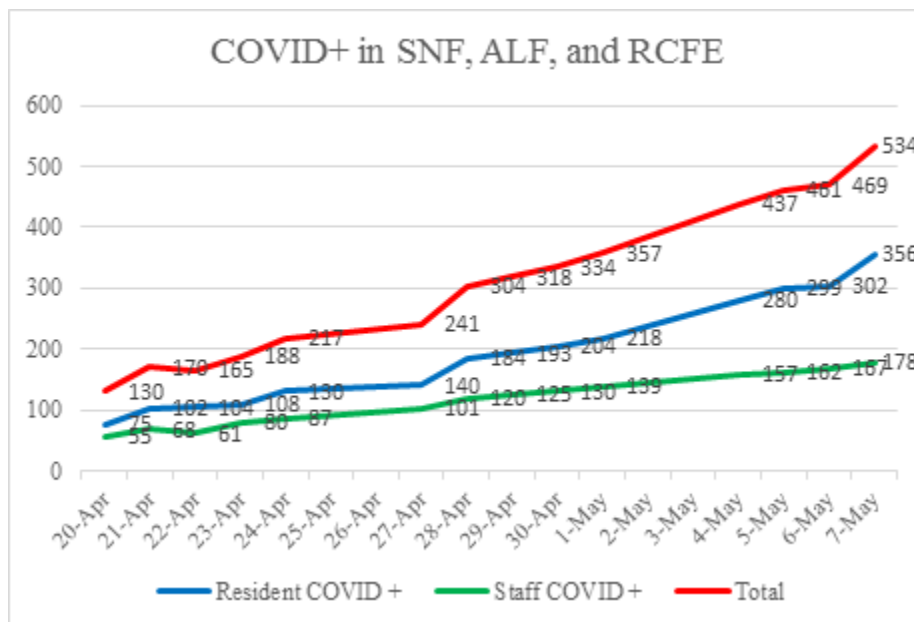


**Orange County Emergency Medical Services  
 Medical Health Operational Area Coordination (MHOAC)  
 Online at: <http://www.healthdisasteroc.org/ems/archive>  
 5/8/20**

Skilled Nursing, Assisted Living & Residential Care Summary CDPH* & OC PH Reports								
Licensed Beds: 7,786								
Date	Census*	Occupancy Rate	Vacant Beds*	COVID+ Residents Cumulative		COVID+ Staff Cumulative		Facility Outbreaks
				Total	Deaths	Total	Deaths	
4/28	6,244	80%	1,676	193	10	125	1	7
4/29	6,116	79%	1,437	204	11	130	1	9
4/30	5,728	73%	1,565	218	15	139	1	9
5/1	<i>Not available</i>	<i>Not available</i>	1,389	244	17	145	1	11
5/2	6,594	85%	1,606	<i>Not available</i>	<i>Not available</i>	<i>Not available</i>	<i>Not available</i>	12
5/3	6,199	79%	1,505	<i>Not available</i>	<i>Not available</i>	<i>Not available</i>	<i>Not available</i>	12
5/4	5,787	74%	1,394	280	18	157	1	13
5/5	5,439	70%	1,350	299	18	162	1	13
5/6	5,407	69%	1,374	302	20	167	1	13
5/7	5,619	72%	1,403	351	22	177	1	15

*Not available: CDPH Dataset incomplete or with obvious omissions; Local Dataset compiled late afternoon*

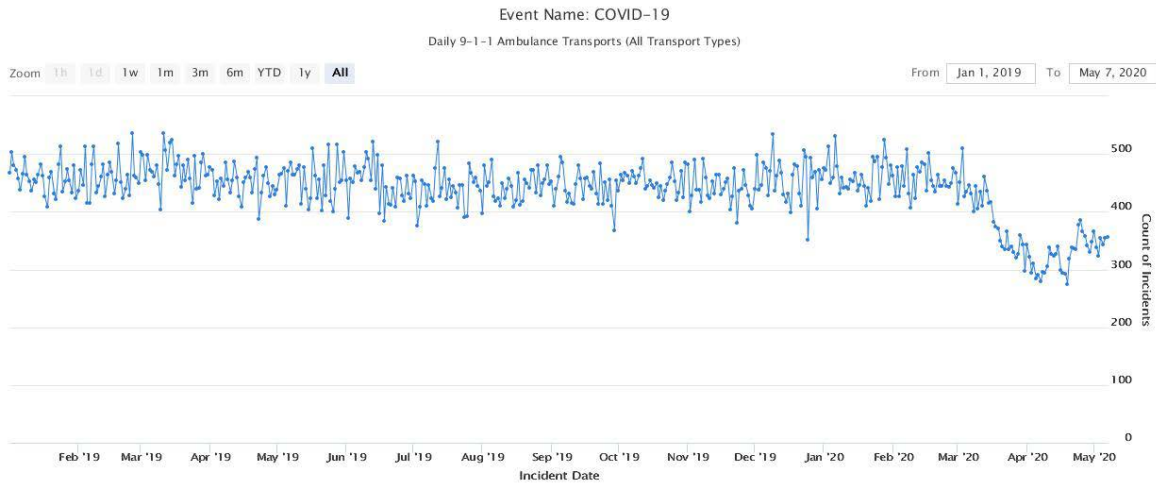
Facility Outbreaks		
Facility Type	#	An "Outbreak" is two (2) or more confirmed cases of COVID-19 in facility residents occurring within 14 days.
Skilled Nursing	13	Alamitos West Health & Rehab, Anaheim Healthcare Center, Cambridge House, French Park Care Center, Harbor Villa Care Center, Healthcare Center of Orange County, Huntington Valley Healthcare Center, Laguna Hills Health & Rehab, Orange Healthcare & Wellness, Orangegrove Rehab Hospital, Sea Cliff Healthcare Center, West Anaheim Extended Care, Windsor Gardens Center of Anaheim
Assisted Living	1	Acacia Villa
Care Home	1	Kamstra



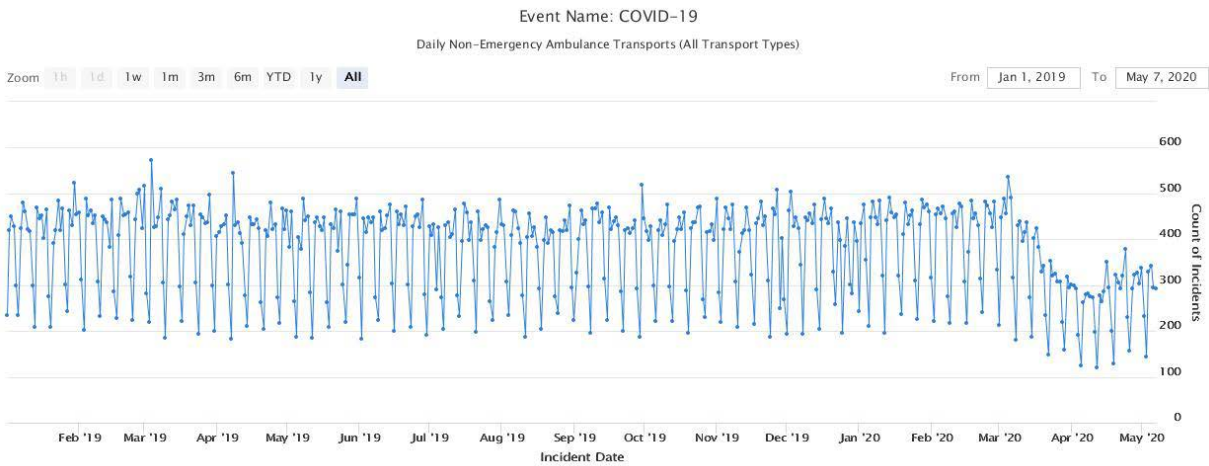
**Orange County Emergency Medical Services  
 Medical Health Operational Area Coordination (MHOAC)  
 Online at: <http://www.healthdisasteroc.org/ems/archive>  
 5/8/20**

**EMERGENCY MEDICAL SERVICES STATUS (full reports on [EMS Website-Notifications Archive](#))**

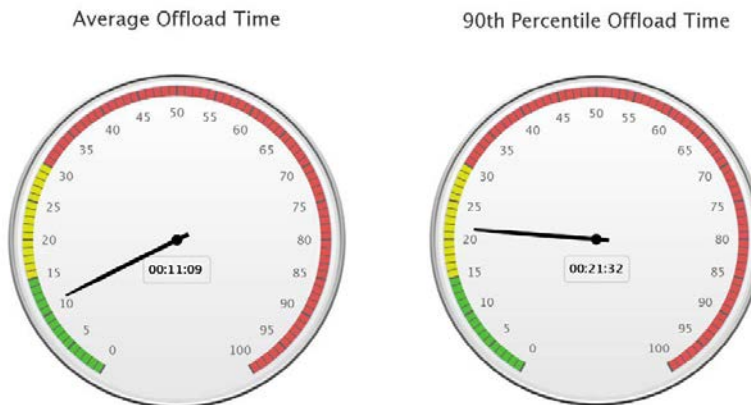
- 9-1-1 ambulance transport volume remains 25-30% below normal. Below is an illustration of the transports since 1/1/19.



- Non-emergency ambulance transports are beginning to trend upward and are now about 45% below their normal average.

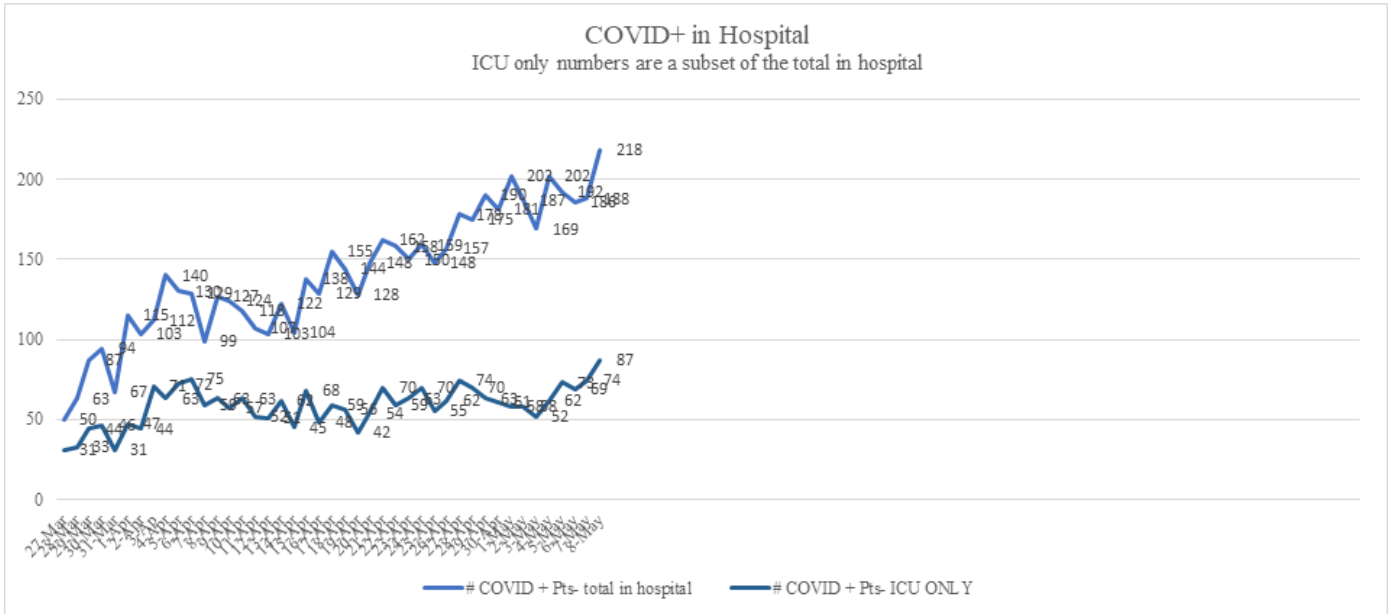


- Ambulance Patient Offload Time (APOT) is defined as the time the ambulance arrives at the receiving destination (wheels stop) to the time that the ambulance crew physically transfers the patient to the ED gurney. Last 24 hours: **Current Average APOT is 11m09s / Current 90<sup>th</sup> Percentile APOT is 21m32s.**



**Orange County Emergency Medical Services  
 Medical Health Operational Area Coordination (MHOAC)  
 Online at: <http://www.healthdisasteroc.org/ems/archive>  
 5/8/20**

**HOSPITAL STATUS**



<b>All Hospital Surge Plans Activated – Increased Bed Capacity 21% (+1,024 beds)</b>						
<b>Total Capacity: 5,903</b>						
<b>Date</b>	<b>Hospitals Reporting</b>	<b>Occupancy % (5,903 beds)</b>	<b>Staffed/Available Medical/Surgical Beds</b>	<b>Staffed/Available ICU Beds</b>	<b>COVID + Hospitalized</b>	<b>COVID + ICU</b>
<b>LOCAL Dataset</b>						
4/27	23	55%	194	62	178	74
4/28	22	56%	213	73	175	70
4/29	24	58%	295	75	190	63
4/30	23	57%	292	93	181	61
5/1	25	58%	224	93	202	58
5/2	24	58%	239	78	187	58
5/3	22	58%	339	52	169	52
5/4	24	58%	206	68	202	62
5/5	23	58%	207	65	192	73
5/6	24	58%	264	86	186	69
5/7	22	60%	262	57	188	74
5/8	24	59%	172	55	218	87

*These numbers fluctuate hourly due to changes in patient conditions. Data is gathered daily at one point in time*

**Orange County Emergency Medical Services  
Medical Health Operational Area Coordination (MHOAC)  
Online at: <http://www.healthdisasteroc.org/ems/archive>  
5/8/20**

**AGENCY OPERATIONS CENTER / LOGISTICS SECTION**

- AOC Activated at Level II; Hours of Operation M-W-F 0900-1600; Warehouse Ops M-F 0900-1600
- DEPLETED Resources: Thermometers, Testing Kits, Isolation Gowns

<b>Total Activity</b>		
<b>INQUIRIES</b>	<b>RR RECEIVED</b>	<b>RR FILLED</b>
9,826	4,950	3,559 (72%)

<b>Logistics Daily Units Distributed 5-06-2020</b>	
N95 Mask	1,165
Surgical Mask	940
Gown	570
Gloves	500
Eye Protection	192
Hand Sanitizer	100
Other	5,923
<b>Total Units</b>	<b>9,390</b>

<b>Inventory Report February 18 to May 7, 2020</b>	
<b>Medical Supply/Equipment Total Units Distributed</b>	
<b>N95 Mask</b>	<b>1,549,029</b>
<b>Surgical Mask</b>	<b>283,923</b>
<b>Gowns</b>	<b>195,124</b>
<b>PPE-Suit</b>	<b>9,219</b>
<b>Gloves</b>	<b>229,600</b>
<b>Eye Protection</b>	<b>54,664</b>
<b>Hand Sanitizer</b>	<b>82,337</b>
<b>Other Items</b>	<b>56,028</b>
<b>Total Units</b>	<b>2,459,924</b>

**ALTERNATE CARE SITES**

<b>FAIRVIEW (COVID-19 +)</b>	
<b>Patients Census (as of 5/8/20 0719)</b>	
Orange County	5
LA County	6
<b>Total patients accepted/census</b>	<b>11/10</b>
<b>Patients Discharged (5/8/20 1500)</b>	
Left against medical advice (AMA)	
Discharged to home, SNF, shelter, rehabilitation or deceased	1
<b>Total discharged, deceased or left AMA since mission start 3/28/20</b>	<b>1</b>

**BED CAPACITY**

<b>CURRENT BED CAPACITY</b>		
Total # of Hospital Beds (pre-COVID-19)		<b>4,879</b>
Ventilators		<b>809</b>
Expanded Bed Capacity (21%)	<b>+1,024</b>	<b>5,903</b>
Existing Surge Tents	<b>+50</b>	<b>5,953</b>
Ordered Surge Tents	<b>To arrive - May 2020</b>	
FAIRVIEW	<b>+100</b>	<b>6,053</b>
FAIRGROUNDS	<b>Planning</b>	
<b>TOTAL BED CAPACITY</b>		<b>6,053</b>

<b>TOTAL HOSPITAL SURGE/BED CAPACITY</b>		
Total # of Hospital Beds (pre-COVID-19)		<b>4,879</b>
Ventilators		<b>1,737</b>
Expanded Bed Capacity (70%)	<b>+3,415</b>	<b>8,294</b>
Ordered Surge Tents	<b>+200</b>	<b>8,494</b>
REGION I - FAIRVIEW	<b>+100</b>	<b>8,394</b>
REGION I - FAIRGROUNDS	<b>Planning</b>	
<b>TOTAL BED CAPACITY</b>		<b>8,394</b>