

**Orange County Emergency Medical Services
 Medical Health Operational Area Coordination (MHOAC)
 Online at: <http://www.healthdisasteroc.org/ems/archive>
 5/11/20**

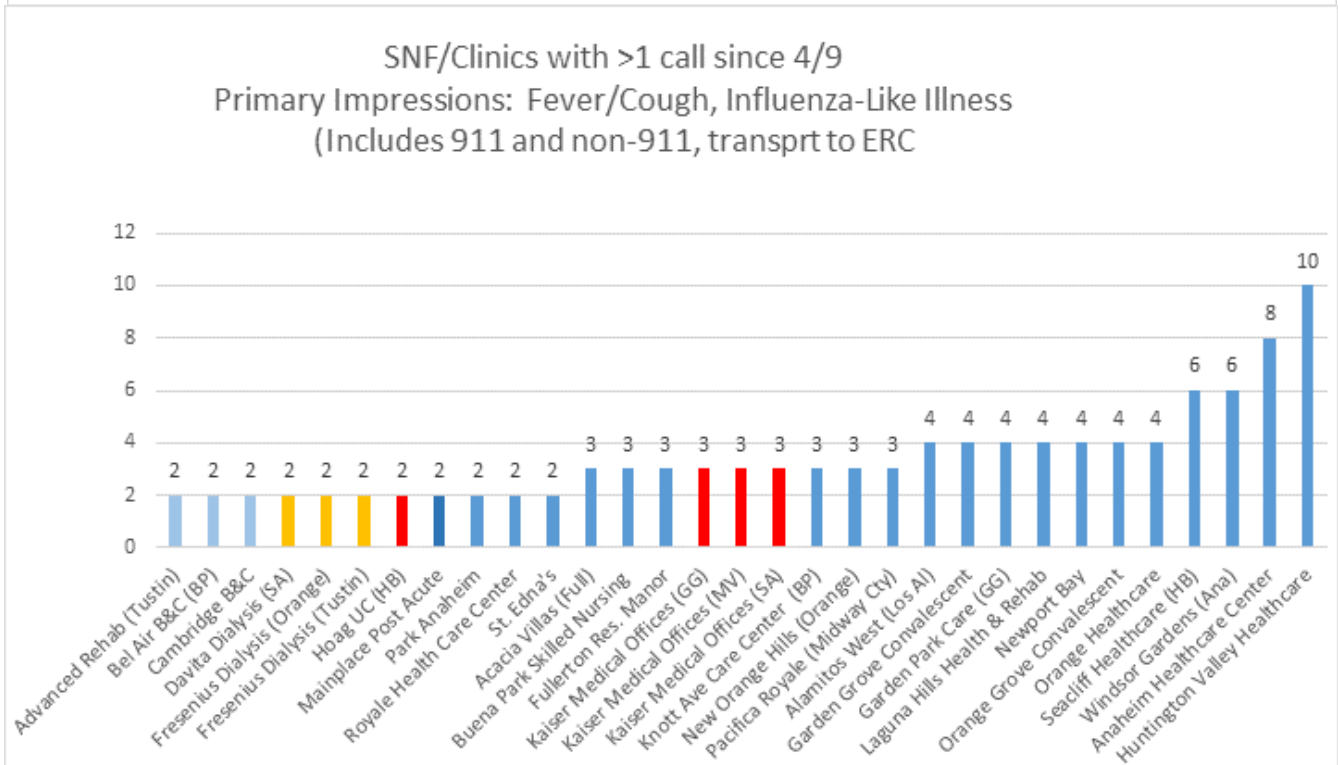
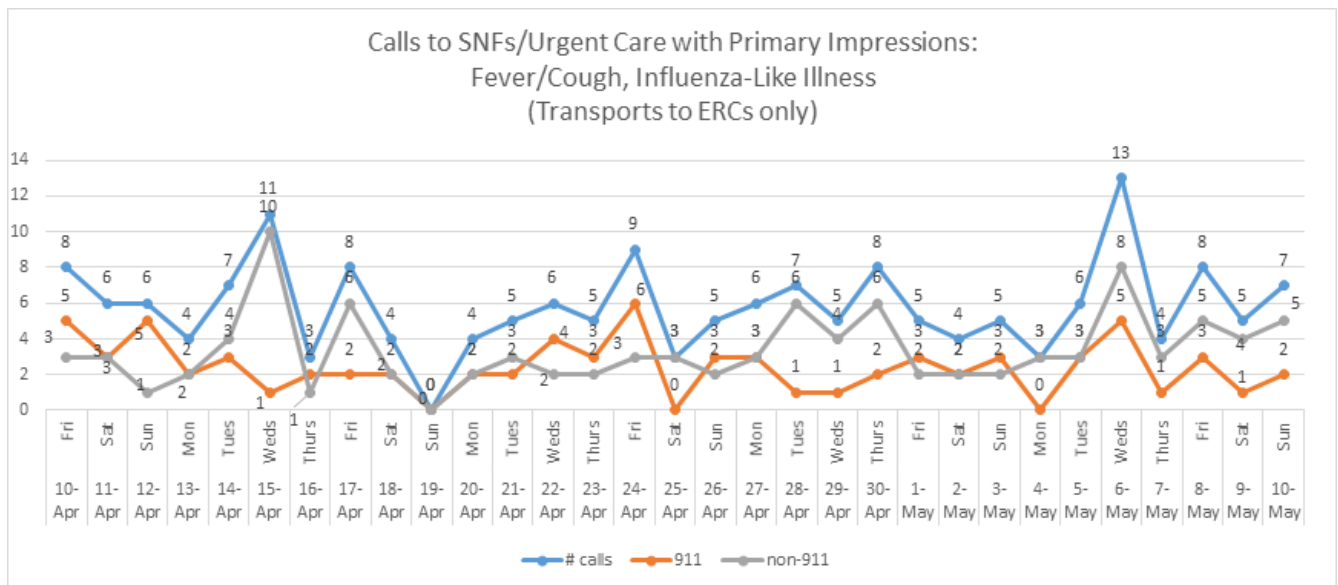
OVERVIEW OF CURRENT SITUATION (5/11/20 0730) Source: Johns Hopkins University & Medicine <https://coronavirus.jhu.edu/map.html>

Cases / Deaths
 Worldwide: 4,136,056 / 283,478
 Nationwide: 1,332,411 / 79,606
 California: 67,875 / 2,718

PUBLIC HEALTH (as of 5/11/20 1130)

Orange County COVID-19	
Cases	3,557
Deaths	76
Tests Reported Today	196
Cumulative Tests to Date	42,928

SKILLED NURSING/ASSISTED LIVING/RESIDENTIAL CARE FACILITY STATUS

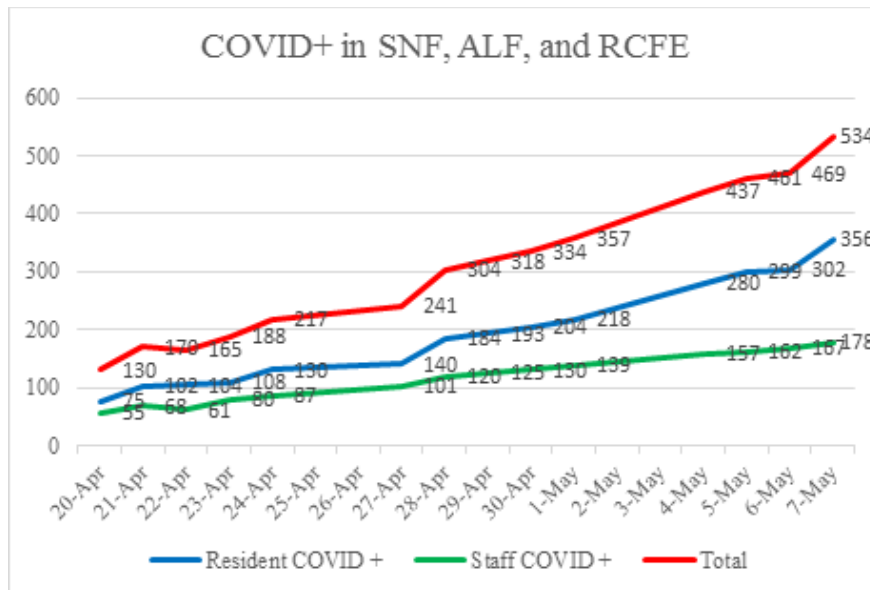


**Orange County Emergency Medical Services
 Medical Health Operational Area Coordination (MHOAC)
 Online at: <http://www.healthdisasteroc.org/ems/archive>
 5/11/20**

Skilled Nursing, Assisted Living & Residential Care Summary									
CDPH* & OC PH Reports									
Licensed Beds: 7,786									
Date	Census*	Occupancy Rate	Vacant Beds*	COVID+ Residents Cumulative			COVID+ Staff Cumulative		Facility Outbreaks
				Total	Deaths		Total	Deaths	
4/28	6,244	80%	1,676	193	10		125	1	7
4/29	6,116	79%	1,437	204	11		130	1	9
4/30	5,728	73%	1,565	218	15		139	1	9
5/1	Not available	Not available	1,389	244	17		145	1	11
5/2	6,594	85%	1,606	Not available	Not available		Not available	Not available	12
5/3	6,199	79%	1,505	Not available	Not available		Not available	Not available	12
5/4	5,787	74%	1,394	280	18		157	1	13
5/5	5,439	70%	1,350	299	18		162	1	13
5/6	5,407	69%	1,374	302	20		167	1	13
5/7	5,619	72%	1,403	351	22		177	1	15
5/8	5,429	70%	1,347	373	23		192	1	16
5/9	5,256	68%	1,351	Not available	Not available		Not available	Not available	16
5/10	5,286	68%	1,385	Not available	Not available		Not available	Not available	16
5/11									
5/12									
5/13									
5/14									
5/15									

Not available: CDPH Dataset incomplete or with obvious omissions; Local Dataset compiled late afternoon

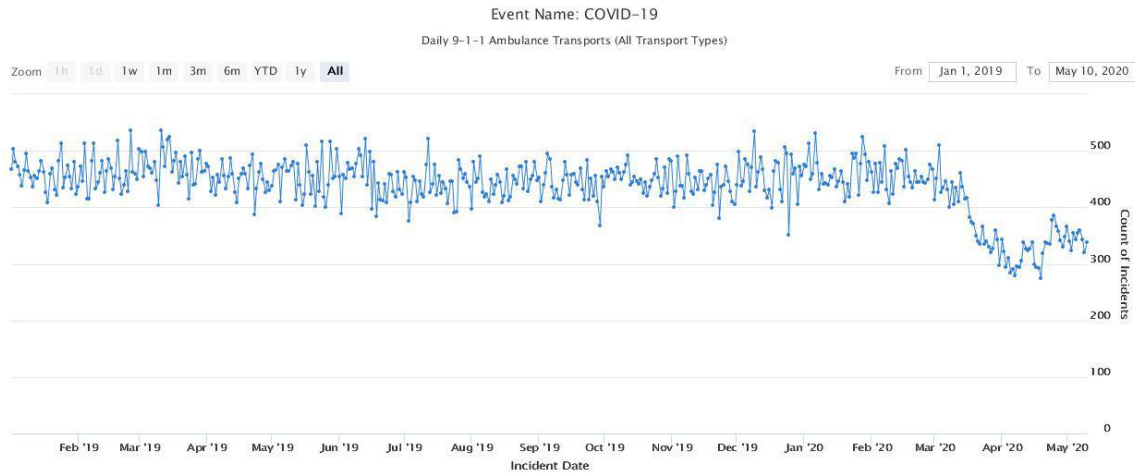
Facility Outbreaks		
Facility Type	#	An "Outbreak" is two (2) or more confirmed cases of COVID-19 in facility residents occurring within 14 days.
Skilled Nursing	12	Alamitos West Health & Rehab, Anaheim Healthcare Center, Cambridge House, French Park Care Center, Healthcare Center of Orange County, Huntington Valley Healthcare Center, Laguna Hills Health & Rehab, Orange Healthcare & Wellness, Orangegrove Rehab Hospital, Sea Cliff Healthcare Center, St. Edna Subacute & Rehab, West Anaheim Extended Care, Windsor Gardens Center of Anaheim
Assisted Living	2	Acacia Villa, Harbor Villa Care Center
Care Home	2	Cambridge House, Kamstra



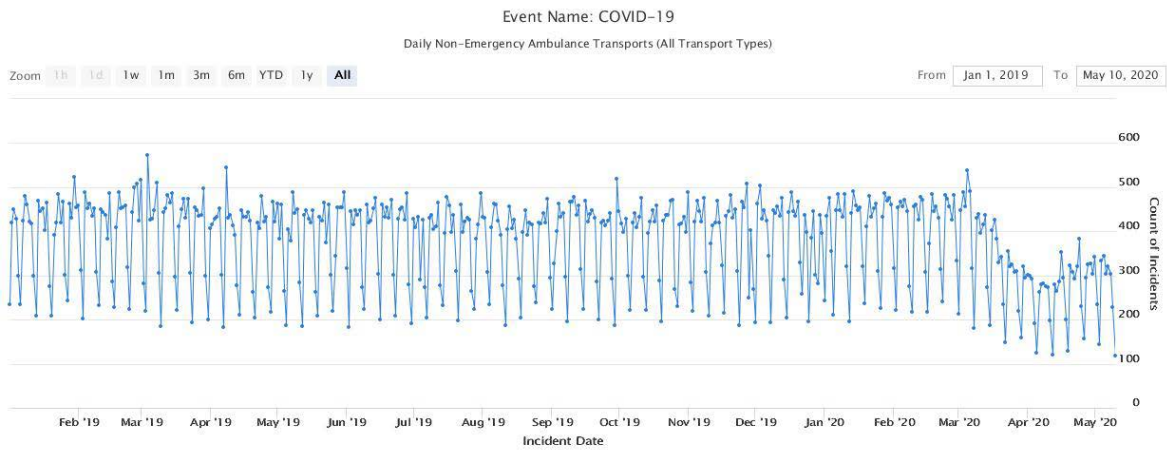
**Orange County Emergency Medical Services
 Medical Health Operational Area Coordination (MHOAC)
 Online at: <http://www.healthdisasteroc.org/ems/archive>
 5/11/20**

EMERGENCY MEDICAL SERVICES STATUS (full reports on [EMS Website-Notifications Archive](#))

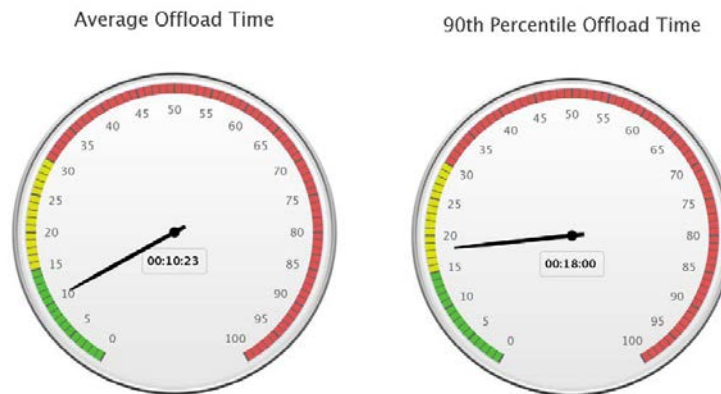
- 9-1-1 ambulance transport volume remains 25-30% below normal. Below is an illustration of the transports since 1/1/19.



- Non-emergency ambulance transports are beginning to trend upward and are now about 45% below their normal average.

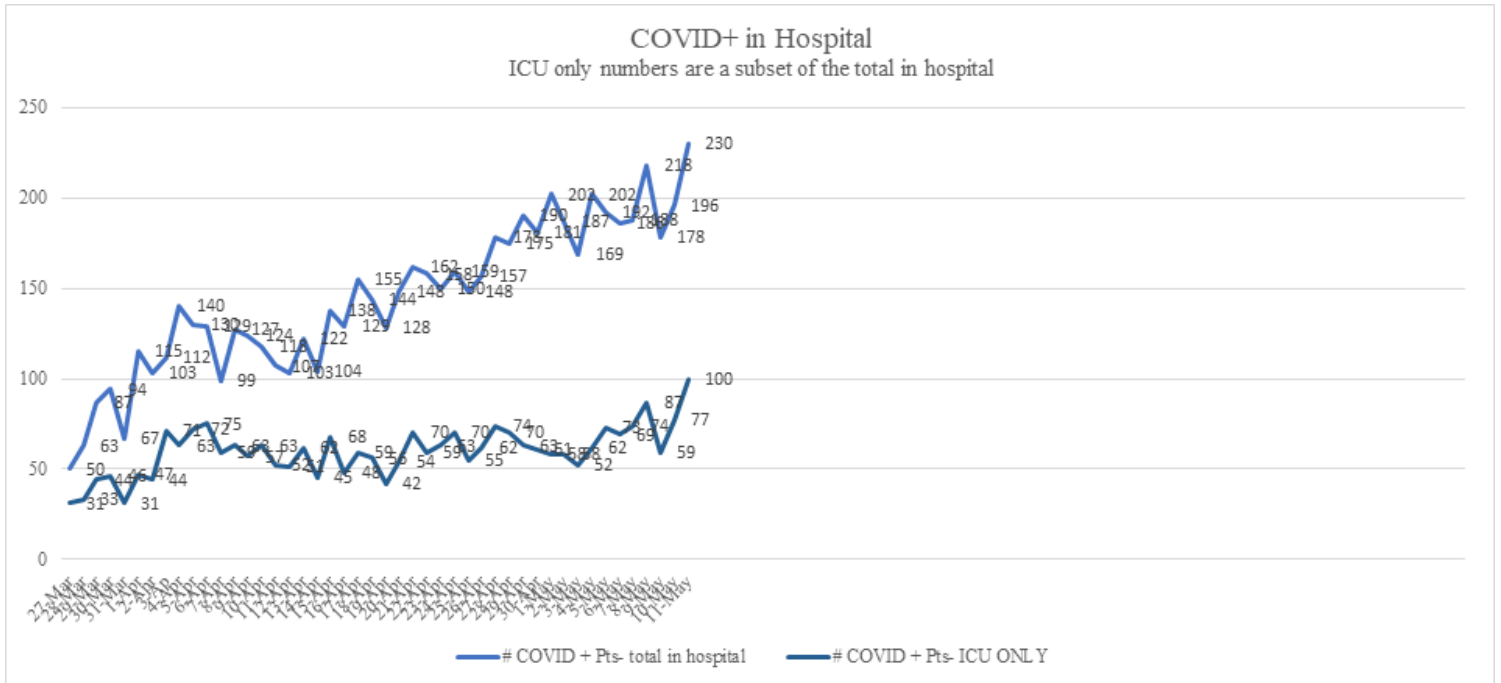


- Ambulance Patient Offload Time (APOT) is defined as the time the ambulance arrives at the receiving destination (wheels stop) to the time that the ambulance crew physically transfers the patient to the ED gurney. Last 24 hours: **Current Average APOT is 10m23s / Current 90th Percentile APOT is 18m00s.**



**Orange County Emergency Medical Services
 Medical Health Operational Area Coordination (MHOAC)
 Online at: <http://www.healthdisasteroc.org/ems/archive>
 5/11/20**

HOSPITAL STATUS



All Hospital Surge Plans Activated – Increased Bed Capacity 21% (+1,024 beds)						
Total Capacity: 5,903						
Date	Hospitals Reporting	Occupancy % (5,903 beds)	Staffed/Available Medical/Surgical Beds	Staffed/Available ICU Beds	COVID + Hospitalized	COVID + ICU
LOCAL Dataset						
4/27	23	55%	194	62	178	74
4/28	22	56%	213	73	175	70
4/29	24	58%	295	75	190	63
4/30	23	57%	292	93	181	61
5/1	25	58%	224	93	202	58
5/2	24	58%	239	78	187	58
5/3	22	58%	339	52	169	52
5/4	24	58%	206	68	202	62
5/5	23	58%	207	65	192	73
5/6	24	58%	264	86	186	69
5/7	22	60%	262	57	188	74
5/8	24	59%	172	55	218	87
5/9	22	59%	176	58	178	64
5/10	23	58%	118	44	196	67
5/11	25	59%	337	60	230	100
5/12						
5/13						
5/14						
5/15						

These numbers fluctuate hourly due to changes in patient conditions. Data is gathered daily at one point in time

**Orange County Emergency Medical Services
Medical Health Operational Area Coordination (MHOAC)
Online at: <http://www.healthdisasteroc.org/ems/archive>
5/11/20**

AGENCY OPERATIONS CENTER / LOGISTICS SECTION

- AOC Activated at Level II; Hours of Operation M-W-F 0900-1600; Warehouse Ops M-F 0900-1600
- DEPLETED Resources: Thermometers, Testing Kits, Isolation Gowns

Total Activity		
INQUIRIES	RR RECEIVED	RR FILLED
10,197	5,115	3,612 (71%)

Logistics Daily Units Distributed 5-08-2020	
N95 Mask	1,460
Surgical Mask	662
Gown	2
Gloves	700
Eye Protection	579
Hand Sanitizer	8
Other	575
Total Units	3,986

Inventory Report February 18 to May 8, 2020	
Medical Supply/Equipment Total Units Distributed	
N95 Mask	1,560,976
Surgical Mask	292,781
Gowns	195,300
PPE-Suit	9,219
Gloves	234,200
Eye Protection	56,502
Hand Sanitizer	82,618
Other Items	59,227
Total Units	2,490,823

ALTERNATE CARE SITES

FAIRVIEW (COVID-19 +)			
Patients Census (as of 5/11/20 0719)		Current	Total
Orange County		5	7
LA County		6	7
Total patients accepted/census		11	14
Patients Discharged (5/11/20 1500)			
Left against medical advice (AMA)			0
Discharged			3
Expired			0
Transferred			0

BED CAPACITY

CURRENT BED CAPACITY		
Total # of Hospital Beds (pre-COVID-19)		4,879
Ventilators		809
Expanded Bed Capacity (21%)	+1,024	5,903
Existing Surge Tents	+50	5,953
Ordered Surge Tents	To arrive - May 2020	
FAIRVIEW	+100	6,053
FAIRGROUNDS	Planning	
TOTAL BED CAPACITY		6,053

TOTAL HOSPITAL SURGE/BED CAPACITY		
Total # of Hospital Beds (pre-COVID-19)		4,879
Ventilators		1,737
Expanded Bed Capacity (70%)	+3,415	8,294
Ordered Surge Tents	+200	8,494
REGION I - FAIRVIEW	+100	8,394
REGION I - FAIRGROUNDS	Planning	
TOTAL BED CAPACITY		8,394