



**9-1-1 EMERGENCY AMBULANCE
 FISCAL YEAR 2019/2020 3rd QUARTER ACTIVITY REPORT
 JANUARY 2020 - MARCH 2020
 REGION B**

(Cypress, La Palma, Los Alamitos, Seal Beach, Stanton, Unincorporated Areas)
 Care Ambulance Service, Inc.

Response Time Compliance

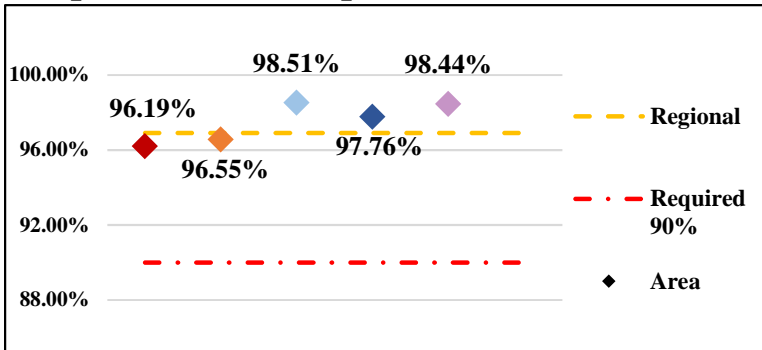


Fig. 1: Response Time Performance – combination of dispatch, system deployment & ambulance maintenance required to meet monthly compliance rate of 90% for an Exclusive Operating Area

REGION COMPLIANCE	96.91%
Cypress	96.19%
La Palma	96.55%
Los Alamitos	98.51%
Seal Beach	97.76%
Stanton	98.44%
Unincorporated	86.28%

Dispatches

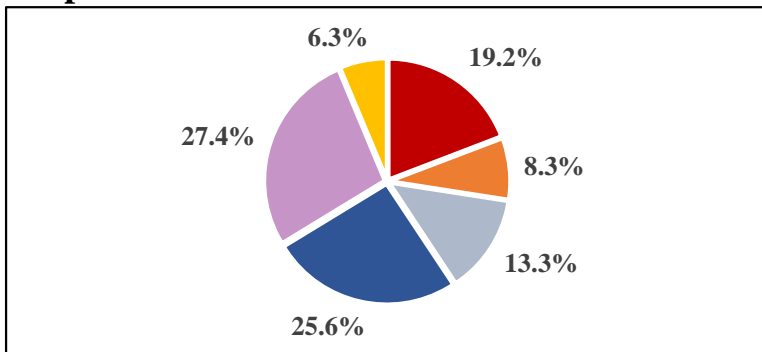


Fig. 2: Dispatch – a call for service requiring a 9-1-1 Emergency Ambulance response, regardless of the final outcome and does not account for calls outside the region border

REGION DISPATCHES	3705
Cypress	711
La Palma	306
Los Alamitos	491
Seal Beach	949
Stanton	1014
Unincorporated	234
Home Wellness	31

Home Wellness- a call for public assistance (lift assist, back to bed, etc.) received/dispatched through the 9-1-1 system; responded to by BLS Ambulance without ALS/OCFA; not included in total dispatches

Transports

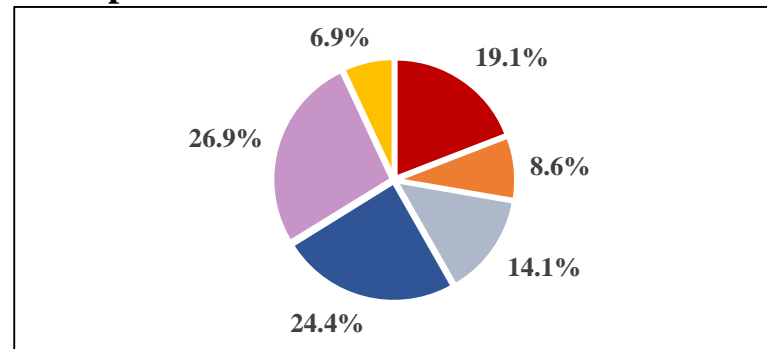


Fig. 3: Transport – the movement of a patient from the scene of a dispatch to a hospital by a 9-1-1 Emergency Ambulance, excluding calls outside the region border

REGION TRANSPORTS	2476
Cypress	473
La Palma	213
Los Alamitos	348
Seal Beach	605
Stanton	665
Unincorporated	172