

**Orange County Emergency Medical Services
 Medical Health Operational Area Coordination (MHOAC)
 Online at: <http://www.healthdisasteroc.org/ems/archive>
 6/01/20**

OVERVIEW OF CURRENT SITUATION (6/01/20 0730) *Source: Johns Hopkins University & Medicine <https://coronavirus.jhu.edu/map.html>*

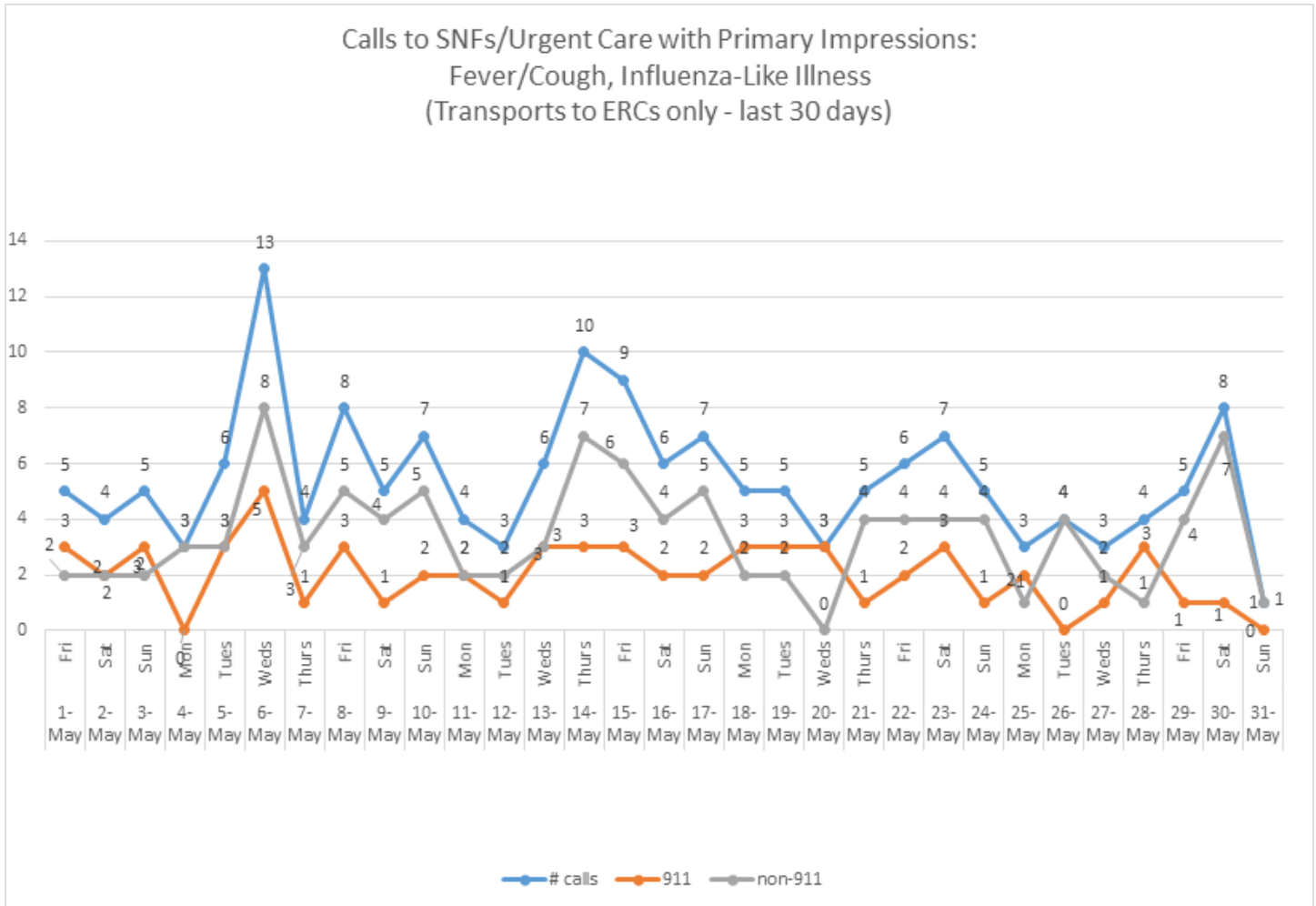
Cases / Deaths
 Worldwide: 6,198,167 / 372,657
 Nationwide: 1,791,163 / 104,435
 California: 112,297 / 4,173

PUBLIC HEALTH (as of 6/01/20 1000)

Orange County COVID-19 Summary* <i>click for full details</i>	Sat 5/30/20	Sun 5/31/20	Mon 6/1/20	Tue 6/2/20	Wed 6/3/20	Thu 6/4/20	Fri 6/5/20
Cases	6,099	6,261	6,474				
Deaths	146	147	147				
Tests Reported Today	3,215	2,543	1,140				
Cumulative Tests to Date	128,392	130,935	132,075				

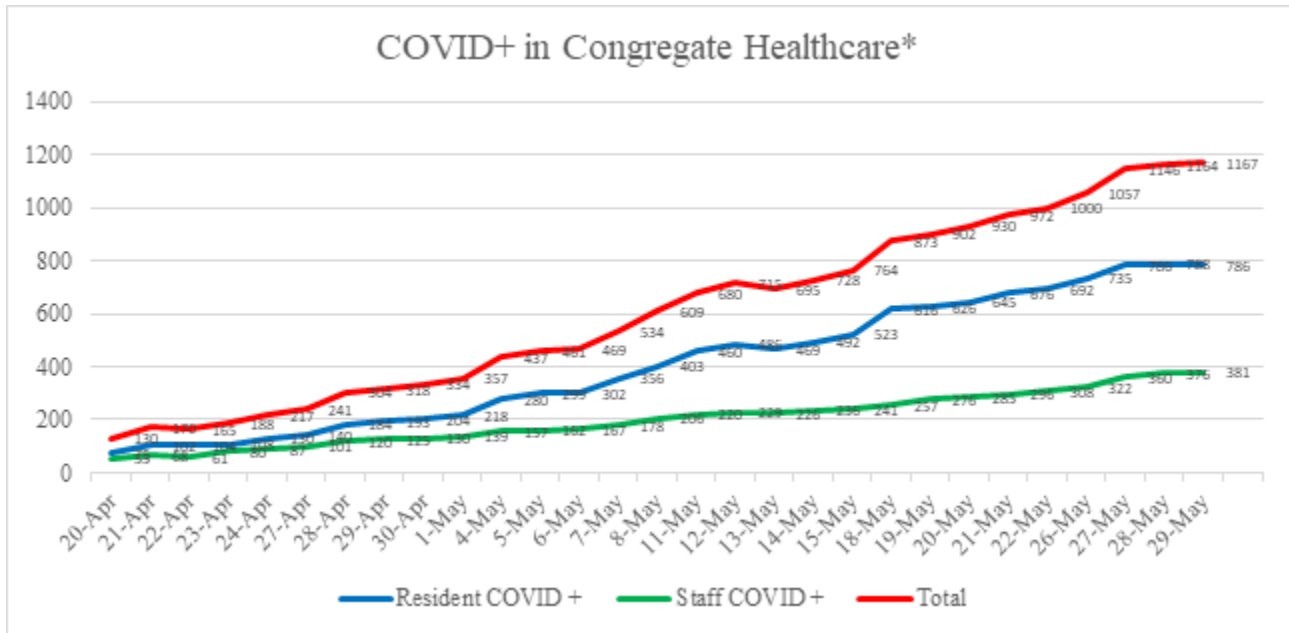
**Data posted is always preliminary & subject to change. More information may become available as individual case investigations are completed.*

SKILLED NURSING/ASSISTED LIVING/RESIDENTIAL CARE FACILITY STATUS



**Orange County Emergency Medical Services
 Medical Health Operational Area Coordination (MHOAC)
 Online at: <http://www.healthdisasteroc.org/ems/archive>
 6/01/20**

Local Data Set



*Also includes Outbreak non-health facilities: Assisted Living, Residential Care, Acute Psych

Facility Outbreaks

Facility Type	#	An "Outbreak" is two (2) or more confirmed cases of COVID-19 in facility residents occurring within 14 days.
Skilled Nursing	23	Advanced Rehab Center of Tustin, Alamitos West Health & Rehab, Anaheim Healthcare Center, Buena Vista Care Center, Country Villa Plaza, Coventry Court, French Park Care Center, Garden Park Care Center, Gordon, Lane Care Center, Healthcare Center of Orange County, Huntington Valley Healthcare Center, Laguna Hills Health & Rehab, Manor Care FV, Orange Healthcare & Wellness, Orangegrove Rehab Hospital, Palm Terrace, Park Anaheim Healthcare Center, Sea Cliff Healthcare Center, Seal Beach Health & Rehab, St. Edna Subacute & Rehab, West Anaheim Extended Care, Windsor Gardens Center of Anaheim
Assisted Living	3	Acacia Villa, Harbor Villa Care Center, The Groves of Tustin
Care Home	2	Cambridge House, Kamstra

CDPH SNF Dataset

- CDPH SNF Dataset is a point-in-time snapshot of the skilled nursing facilities (SNFs) in California that have reported one or more confirmed COVID-19 cases, by either a resident or health care worker (HCW), within the previous 24 hrs.

Reporting Date: 5/29/20 (73 SNFs reported)	Skilled Nursing Facility PPE – DAYS ON HAND*			
	0 - 3 days	4 - 7 days	8-14 days	15+ days
N95 Masks	2	7	20	44
Surgical Masks	1	8	16	48
Eye Protection	2	9	18	44
Gowns	3	10	18	42
Gloves	1	8	22	42
Alcohol-Based Hand Sanitizer	3	12	17	41

- 75% (55) SNFs have received 14-days of PPE from COUNTY STOCKPILE; Awaiting report on FEMA PPE

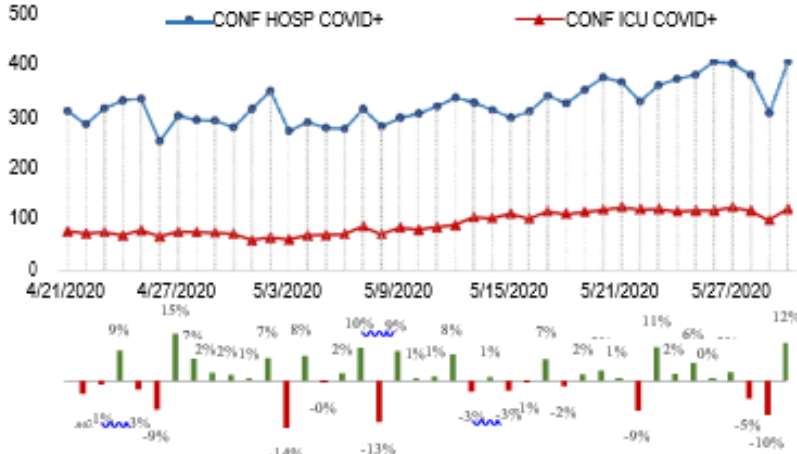
**Orange County Emergency Medical Services
 Medical Health Operational Area Coordination (MHOAC)
 Online at: <http://www.healthdisasteroc.org/ems/archive>
 6/01/20**

HOSPITAL STATUS

- All hospitals with emergency departments operational & at 62% occupancy (22 hospitals reporting)

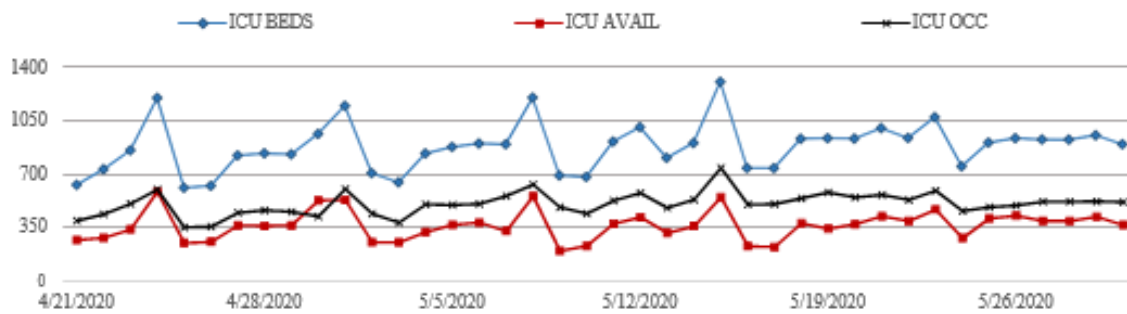
OC ERC HOSPITALS REPORTED DATA TO STATE - 05/30/20

SYSTEM COVID POSITIVE (04/21/20 - 05/30/20) | 25 hospitals reporting

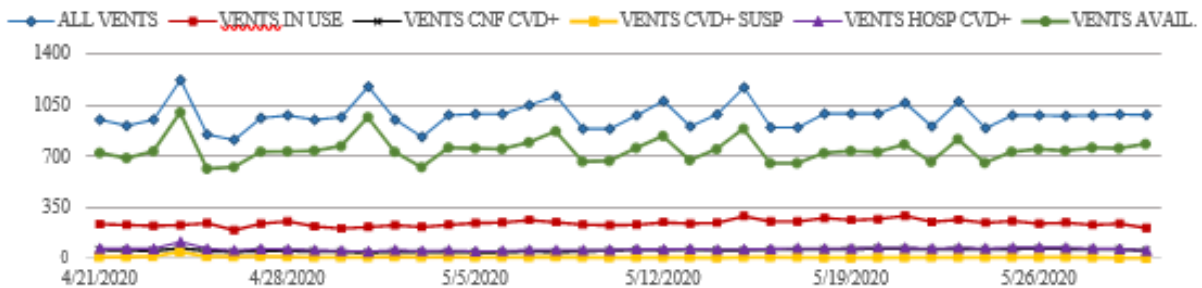


ICU - 05/30/20		
120	22	22.4%
SYSTEM - 05/30/20		
277	29	11.7%
1 DAY SYSTEM %+/- ▲ FROM 05/29/20		
5/30/2020	29	11.7%
7 DAY SYSTEM %+/- ▲ FROM 05/23/20		
5/30/2020	14	5.3%

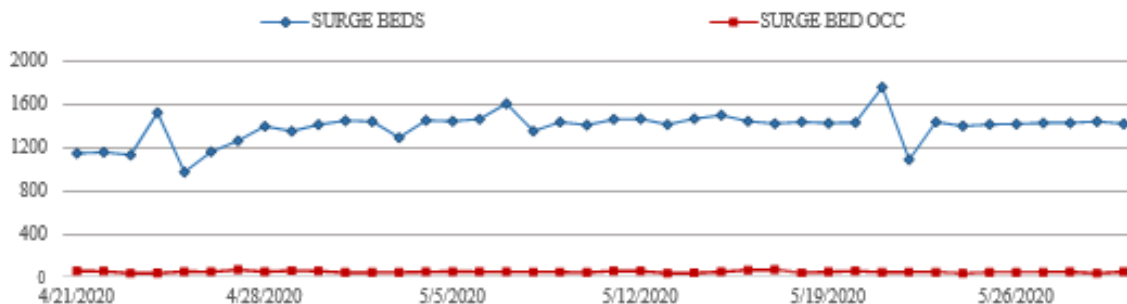
ICU BEDS | TOTAL - 889 | AVAILABLE - 369 | OCCUPIED - 520



VENTILATORS | TOTAL - 989 | AVAILABLE - 780 | CVD+ IN USE - 56



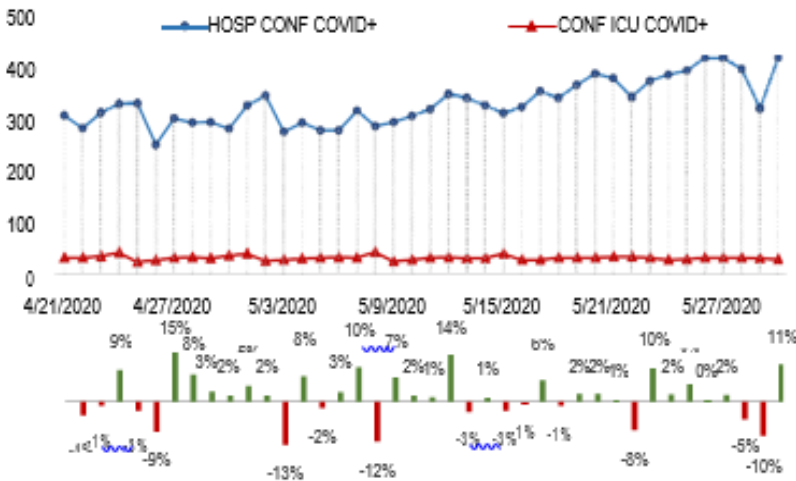
SYSTEM SURGE CAPACITY | TOTAL - 1426 | IN USE - 50



**Orange County Emergency Medical Services
 Medical Health Operational Area Coordination (MHOAC)
 Online at: <http://www.healthdisasteroc.org/ems/archive>
 6/01/20**

CA LICENSED ACUTE CARE FACILITIES REPORTED DATA TO STATE - 05/30/20

SYSTEM COVID POSITIVE (04/21/20 - 05/30/20) | 30 hospitals reporting



ICU - 05/30/20

122	22	22.0%
-----	----	-------

SYSTEM - 05/30/20

291	29	11.1%
-----	----	-------

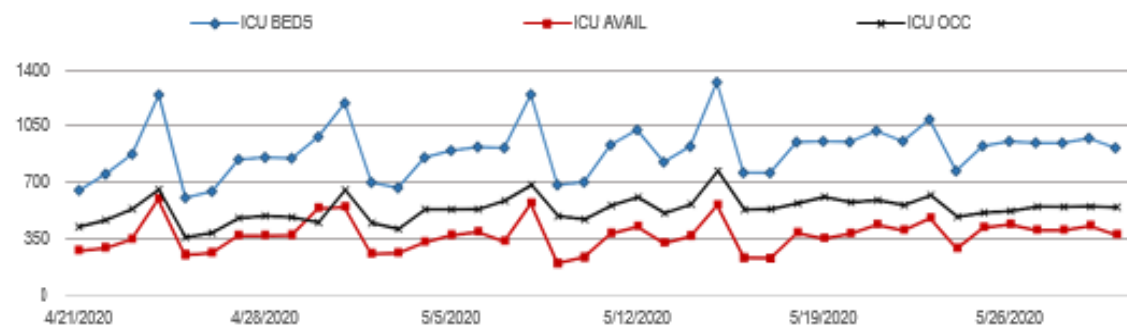
1 DAY SYSTEM %+/- ▲ FROM 05/29/20

5/30/2020	29	11.1%
-----------	----	-------

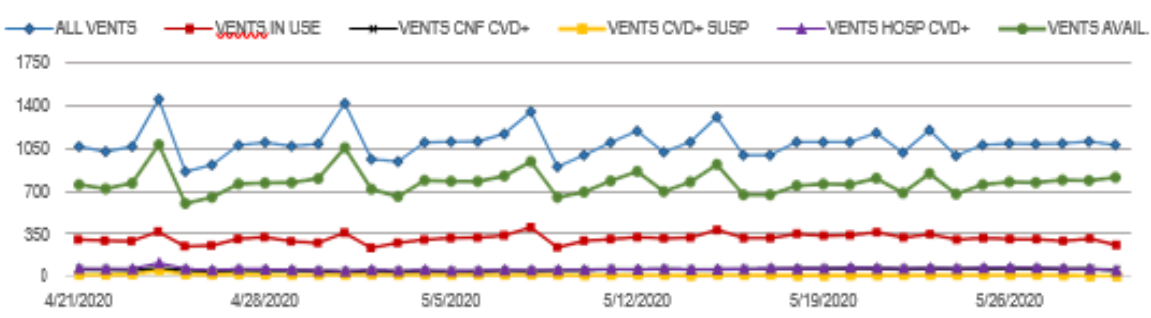
7 DAY SYSTEM %+/- ▲ FROM 05/23/20

5/30/2020	12	4.3%
-----------	----	------

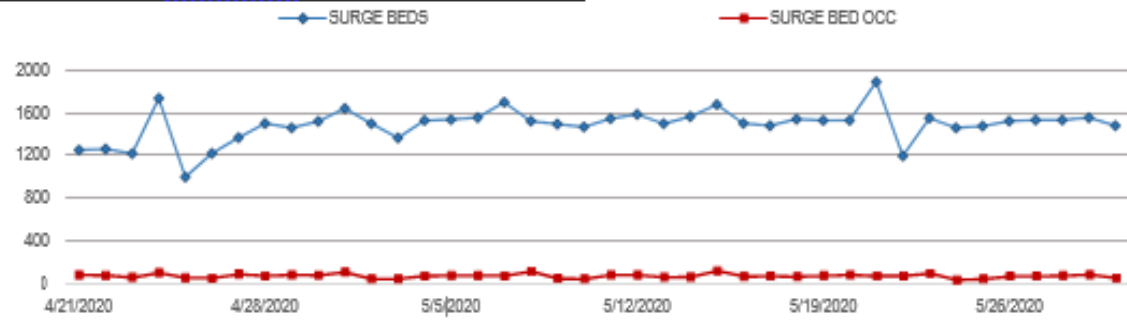
ICU BEDS | TOTAL - 916 | AVAILABLE - 375 | OCCUPIED - 541



VENTILATORS | TOTAL - 1075 | AVAILABLE - 823 | CVD+ IN USE - 56



SYSTEM SURGE CAPACITY | TOTAL - 1478 | IN USE - 50



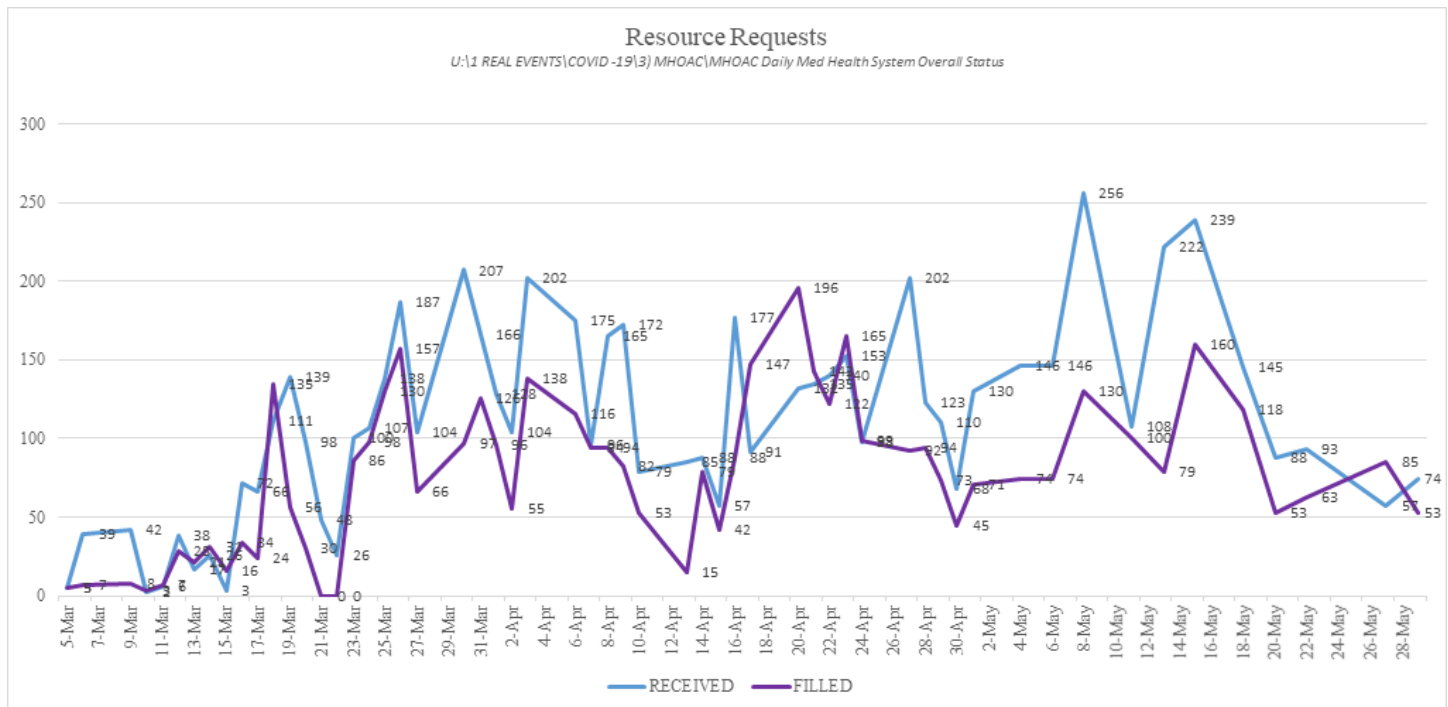
**Orange County Emergency Medical Services
 Medical Health Operational Area Coordination (MHOAC)
 Online at: <http://www.healthdisasteroc.org/ems/archive>
 6/01/20**

Reporting Date: 5/28/20 (25/33 ACHs reported)	Acute Care Hospital PPE – DAYS ON HAND			
	0 - 3 days	4 - 14 days	15+ days	Non Reported
N95 Masks	1	8	15	1
Surgical Masks	2	5	17	1
Face Shields	2	7	15	1
PAPR Hoods	6	7	6	6
Eye Protection	1	4	17	3
Gowns	2	13	13	1
Gloves	2	12	11	1

AGENCY OPERATIONS CENTER / LOGISTICS SECTION

- AOC Activated at Level II; Hours of Operation M-W-F 0900-1600; Warehouse Ops M-F 0900-1600
- SCARCE Resources: N95, Gloves, Testing Kits, Isolation Gowns
- DEPLETED Resources:

Total Activity		
INQUIRIES	RR RECEIVED	RR FILLED
12,227	6,067	4,270 (70%)



Inventory Report February 18 to May 27, 2020	
Medical Supply/Equipment Total Units Distributed	
N95 Mask	1,846,005
Surgical Mask	447,068
Gowns	354,098
PPE-Suit	9,852
Gloves	338,300
Eye Protection	117,010
Hand Sanitizer	184,732
Other Items	121,745
Total Units	3,418,810

**Orange County Emergency Medical Services
 Medical Health Operational Area Coordination (MHOAC)
 Online at: <http://www.healthdisasteroc.org/ems/archive>
 6/01/20**

ALTERNATE CARE SITES

Fairview (COVID-19 +)		
Patient Census (as of 5/22/2020 06:30)	CURRENT	TOTAL
Orange County	2	12
LA County	4	10
Ventura County	0	1
Total patients CENSUS / TOTAL ACCEPTED	6	24
Patients Discharged		TOTAL
AMA		0
DISCHARGED		18
EXPIRED		0
TRANSFERRED		0