

**Orange County Emergency Medical Services
Medical Health Operational Area Coordination (MHOAC)**

Online at: <http://www.healthdisasteroc.org/ems/archive>

6/08/20

OVERVIEW OF CURRENT SITUATION (6/08/20 0730) Source: Johns Hopkins University & Medicine <https://coronavirus.jhu.edu/map.html>

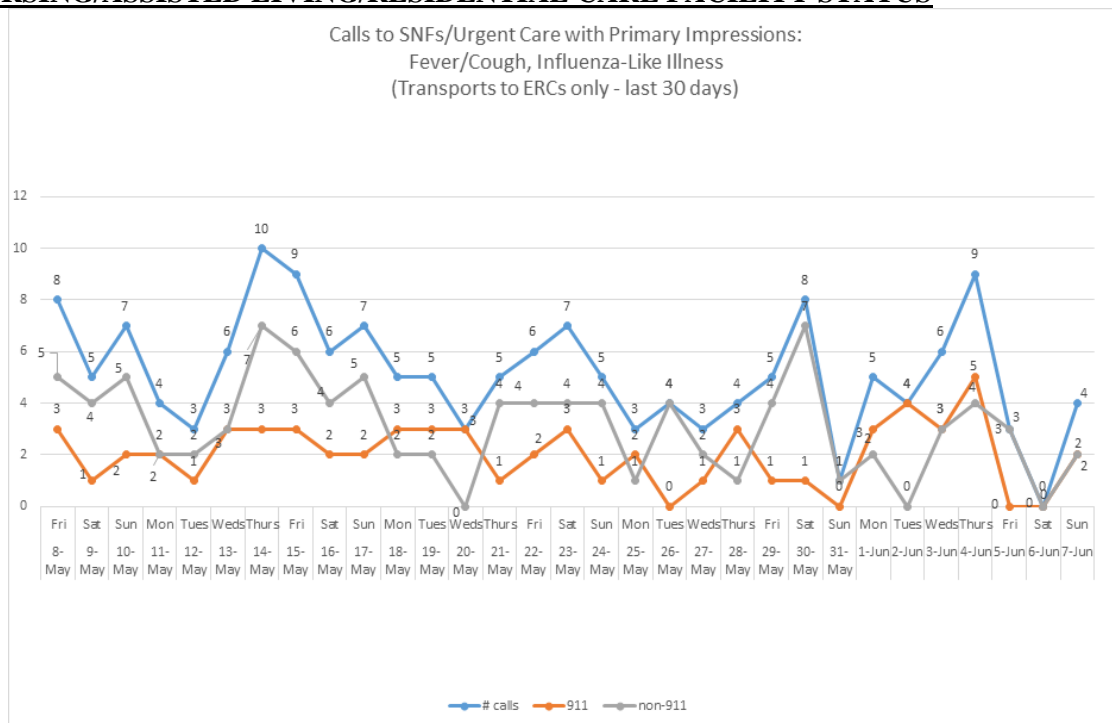
Cases / Deaths
 Worldwide: 7,049,649 / 409,821
 Nationwide: 1,946,144 / 116,929
 California: 130,931 / 4,633

PUBLIC HEALTH (as of 6/08/20 1000)

Orange County COVID-19 Summary* <i>click for full details</i>	Sat 6/6/20	Sun 6/7/20	Mon 6/8/20	Tue 6/9/20	Wed 6/10/20	Thu 6/11/20	Fri 6/12/20
Cases	7,295	7,414	7,527				
Deaths	176	177	177				
Tests Reported Today	3,819	2,709	1,111				
Cumulative Tests to Date	157,727	160,436	161,547				

**Data posted is always preliminary & subject to change. More information may become available as individual case investigations are completed.*

SKILLED NURSING/ASSISTED LIVING/RESIDENTIAL CARE FACILITY STATUS



Reporting Date: 6/7/20 (72 SNFs reported)	Skilled Nursing Facility PPE – DAYS ON HAND*			
	0 - 3 days	4 - 7 days	8-14 days	15+ days
N95 Masks	2	10	14	46
Surgical Masks	1	10	14	47
Eye Protection	1	12	13	46
Gowns	2	11	16	43
Gloves	1	10	20	41
Alcohol-Based Hand Sanitizer	3	14	12	43

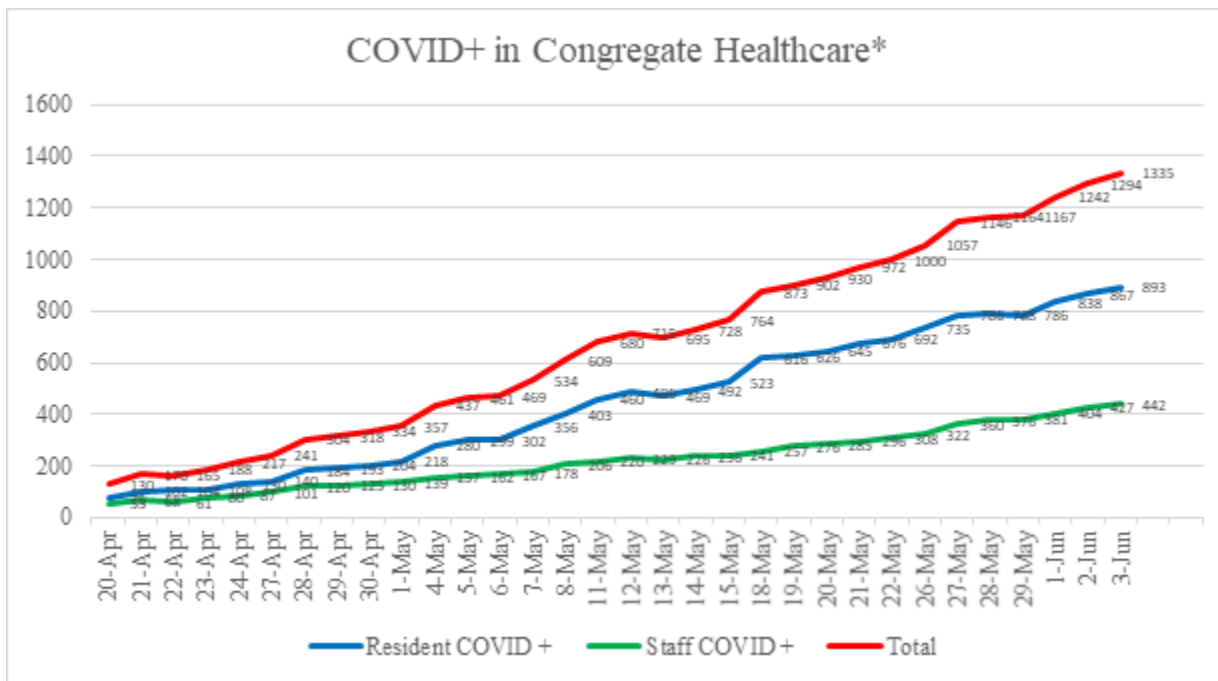
- 75% (57) SNFs have received 14-days of PPE from COUNTY STOCKPILE; Awaiting report on FEMA PPE

**Orange County Emergency Medical Services
Medical Health Operational Area Coordination (MHOAC)**

Online at: <http://www.healthdisasteroc.org/ems/archive>

6/08/20

Local Data Set



*Also includes Outbreak non-health facilities: Assisted Living, Residential Care, Acute Psych

Facility Outbreaks (as of 6/4/20 1700)

Facility Type	#	An "Outbreak" is two (2) or more confirmed cases of COVID-19 in facility residents occurring within 14 days.
Skilled Nursing	27	Advanced Rehab Center of Tustin, Alamitos West Health & Rehab, Anaheim Healthcare Center, Buena Vista Care Center, Country Villa Plaza, Coventry Court, French Park Care Center, Garden Grove Convalescent Hospital, Garden Park Care Center, Gordon Lane Care Center, Healthcare Center of Orange County, Huntington Valley Healthcare Center, Laguna Hills Health & Rehab, Manor Care FV, Leisure Court Nursing Center, Orange Healthcare & Wellness, Orangegrove Rehab Hospital, Pacific Haven Healthcare Center, Palm Terrace, Park Anaheim Healthcare Center, Sea Cliff Healthcare Center, Seal Beach Health & Rehab, South Coast Post Acute, St. Edna Subacute & Rehab, The Hills Post Acute, West Anaheim Extended Care, Windsor Gardens Center of Anaheim
Assisted Living	3	Acacia Villa, Harbor Villa Care Center, The Groves of Tustin
Care Home	2	Cambridge House, Kamstra

CDPH SNF Dataset

- CDPH SNF Dataset is a point-in-time snapshot of the skilled nursing facilities (SNFs) in California that have reported one or more confirmed COVID-19 cases, by either a resident or health care worker (HCW), within the previous 24 hrs

Emergency Medical Services Status

- 9-1-1 ambulance transport volume has increased. Over the last week it is about 15% below normal average
- Non-emergency ambulance transports have increased but still remain well below normal at about 40% below average.
- Notable Emergency Department Diversion (ED closed to all ambulance transport due to no ED capacity) noted in past few days & Thursday, 3 hospitals reported 3-16 hours of ED diversion reported
- Ambulance Patient Offload Time (APOT) is defined as the time the ambulance arrives at the receiving destination (wheels stop) to the time that the ambulance crew physically transfers the patient to the ED gurney. Last 24 hours: **Current Average APOT is 13m20s / Current 90th Percentile APOT is 26m14s.**

**Orange County Emergency Medical Services
Medical Health Operational Area Coordination (MHOAC)**

Online at: <http://www.healthdisasteroc.org/ems/archive>

6/08/20

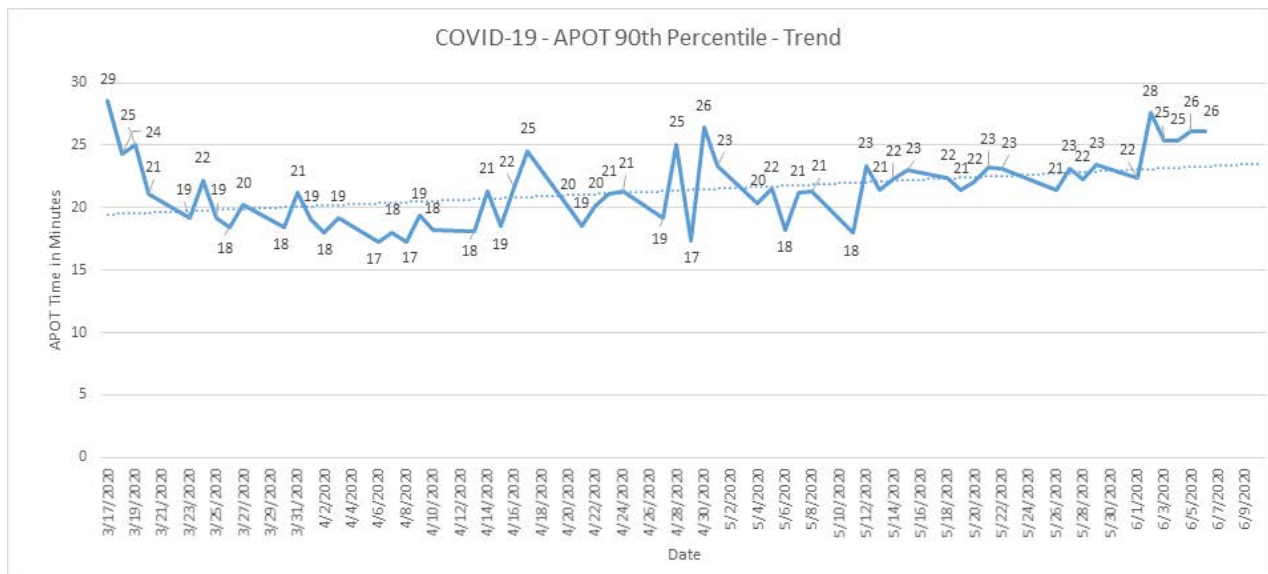
Average Offload Time



90th Percentile Offload Time



- Countywide APOT (90th) times have increased over the last couple of days mainly due to high APOT (over 30 minutes) from a few hospitals. The chart below displays a daily trend since COVID-19 began.



HOSPITAL STATUS

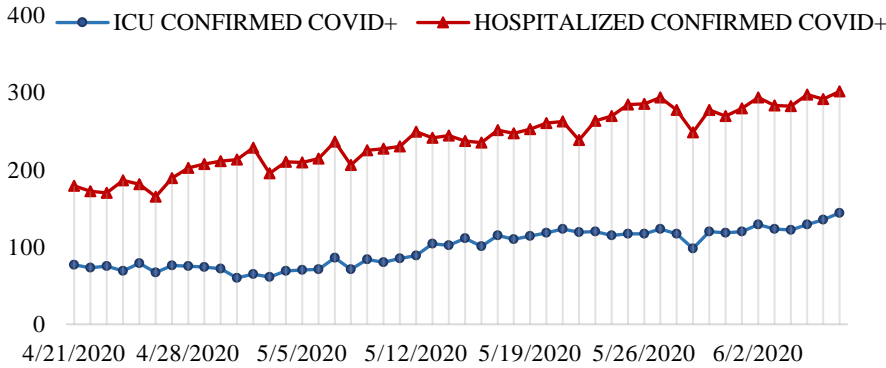
Hospitals (26): Anaheim Regional, Anaheim Global, Chapman Global, CHOC, CHOC at Mission, Foothill, Fountain Valley, Garden Grove, Hoag-Irvine, Hoag-Newport Beach, Huntington Beach, Kaiser-Anaheim, Kaiser-Irvine, La Palma, Los Alamitos, Mission –Laguna Beach, Mission-Mission Viejo, Orange Coast Memorial, Orange County Global, Placentia Linda, Saddleback Memorial, Saint Jude, South Coast Global, St. Josephs, UCI, West Anaheim

- Hospital occupancy increasing; surgeries/elected procedures up; no unmet PPE needs (except gowns)
- As of 6/8/20 1200, hospitals reported 22 out of county COVID + hospitalized patients.
- Since 5/31/20, Orange County Hospitals have accepted 21 COVID+ interfacility

Imperial County Interfacility Decompression – El Centro Regional Medical Center COVID+ Transfers to OC Hospitals 5/31/20 – 6/7/20			
Receiving Facility	4/1/20 – 5/31/20	6/1/20 – 6/7/20	TOTAL ACCEPTED
Hoag Hospital Newport Beach	9	0	9
La Palma Intercommunity Hospital	0	3	3
Mission Hospital Mission Viejo	1	0	1
UC Irvine Medical Center	6	2	8
TOTAL ACCEPTED	16	5	21

**Orange County Emergency Medical Services
Medical Health Operational Area Coordination (MHOAC)**
Online at: <http://www.healthdisasteroc.org/ems/archive>
6/08/20

SYSTEM COVID POSITIVE (04/21/20 - 06/07/20) | 24 hospitals reporting



ICU - 06/07/20

144 9 ▲ 6.7%

SYSTEM - 06/07/20

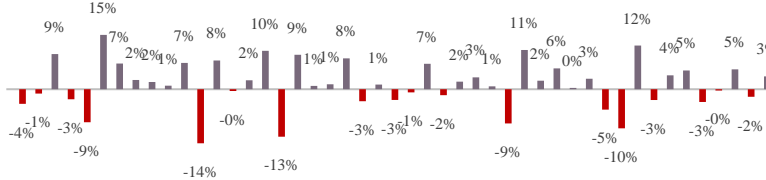
301 10 ▲ 3.4%

1 DAY SYSTEM % +/- ▲ FROM 06/06/20

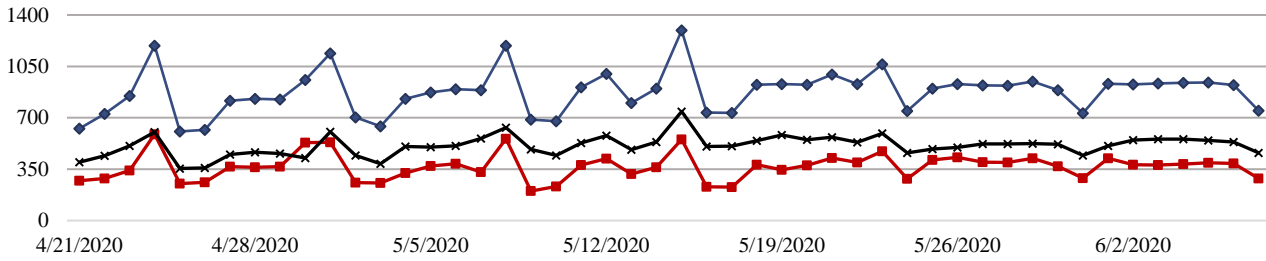
6/7/2020 10 ▲ 3.4%

7 DAY SYSTEM % +/- ▲ FROM 05/31/20

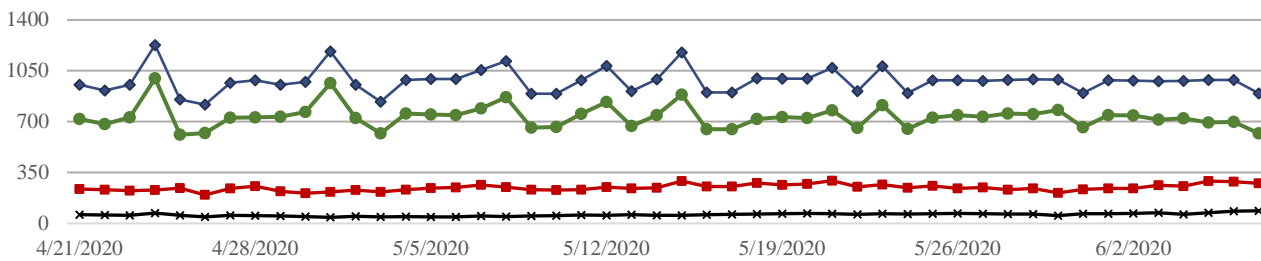
6/7/2020 32 ▲ 11.9%



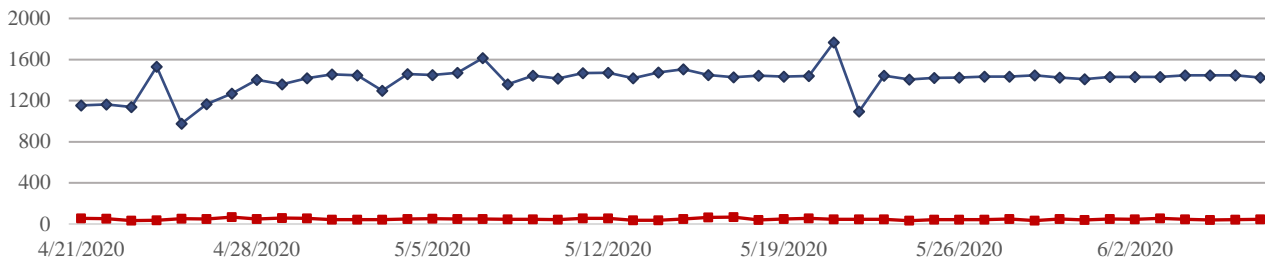
ICU BEDS | SYSTEM - 748 ◆ | AVAILABLE - 287 ■ | OCCUPIED - 461 ✕



VENTILATORS | SYSTEM - 894 ◆ | AVAILABLE - 619 ● | SYSTEM IN USE - 275 ■ | COVID+ - 87 ✕



SYSTEM SURGE CAPACITY | SYSTEM - 1426 ◆ | OCCUPIED - 46 ■



**Orange County Emergency Medical Services
Medical Health Operational Area Coordination (MHOAC)**

Online at: <http://www.healthdisasteroc.org/ems/archive>

6/08/20

Reporting Date: 6/4/20 (32/33 ACHs reported)	Acute Care Hospital PPE – DAYS ON HAND			
	0 - 3 days	4 - 14 days	15+ days	Non Reported
N95 Masks	1	8	17	6
Surgical Masks	1	6	19	6
Face Shields	2	8	18	6
PAPR Hoods	6	7	8	11
Eye Protection	1	4	21	6
Gowns	1	10	15	6
Gloves	4	8	14	6

- On a routine basis, the MHOAC tracks daily hospitalizations, census, occupancy and PPE availability as well as reviews epidemiologic data (doubling time).
- The criteria in the table below serve as objective measures to identify the need for hospitals to shift to crisis care strategies (i.e. activate surge plans) & uses the following assumptions:
 - Increased pressure in hospitals & on the EMS system requires a shift to crisis care strategies
 - Low levels of PPE will come earlier than decreased capacity and cause an abrupt change in capacity.
 - Increased hospitalizations and low PPE could have a synergistic effect to reduce capacity.
 - Low levels of PPE is not just a marker of capacity but causes capacity issues.

Hospital Criteria for shifting to Crisis Care Strategies			
CRITERIA	STATUS		
	Normal Operations	Modified Operations Under Control	Modified Operations Assistance Needed
Rate of change in Hospitalized COVID-19 patients (doubling time over last 7 days)	Never to 4 weeks to double	4 weeks to 2 weeks to double	Less than 2 weeks to double
Absolute COVID-19 Census in the hospital	Less than 500	500-750	>750
Hospital census as a percentage of capacity	<80%	80% to 90%	>90%
Supply of PPE available in the hospitals	>4 weeks	2 to 4 weeks	< 2 weeks

- Taking all of the data into consideration, current status of Hospital's surge ability is **EXCELLENT**
 - Doubling Time 35.1 days
 - 7-day hospitalization rate increased 11.1%
 - Absolute COVID-19 Census in hospital: 301
 - Hospital census as a percentage of capacity: 62%
 - PPE Supply 2-4 weeks
 - Over 1,300 COVID Surge Beds OPEN
 - Over 600 Ventilators AVAILABLE

**Orange County Emergency Medical Services
Medical Health Operational Area Coordination (MHOAC)**

Online at: <http://www.healthdisasteroc.org/ems/archive>

6/08/20

AGENCY OPERATIONS CENTER / LOGISTICS SECTION

- AOC Activated at Level II; Hours of Operation M-W-F 0900-1600; Warehouse Ops M-F 0900-1600
- SCARCE Resources: N95, Gloves, Testing Kits, Wipes
- DEPLETED Resources: Gowns

Total Activity		
INQUIRIES	RR RECEIVED	RR FILLED
12,505	6,161	4,370 (71%)

Logistics Daily Units Distributed 6-5-20	
N95 Mask	2,590
Surgical Mask	205,100
Gown	0
Gloves	0
Eye Protection	3,601
Hand Sanitizer	120
Other	128
Total Units	211,439

Inventory Report February 18 to June 3, 2020	
Medical Supply/Equipment Total Units Distributed	
N95 Mask	1,869,349
Surgical Mask	451,268
Gowns	385,268
PPE-Suit	12,352
Gloves	348,900
Eye Protection	118,100
Hand Sanitizer	189,608
Other Items	129,241
Total Units	3,504,086

ALTERNATE CARE SITES

Fairview (COVID-19 +)		
Patient Census (as of 6/08/2020 12:30)	CURRENT	TOTAL
Orange County	2	14
LA County	3	12
Ventura County	0	1
Total patients CENSUS / TOTAL ACCEPTED	5	27
Patients Discharged		TOTAL
AMA		0
DISCHARGED		22
EXPIRED		0
TRANSFERRED		0