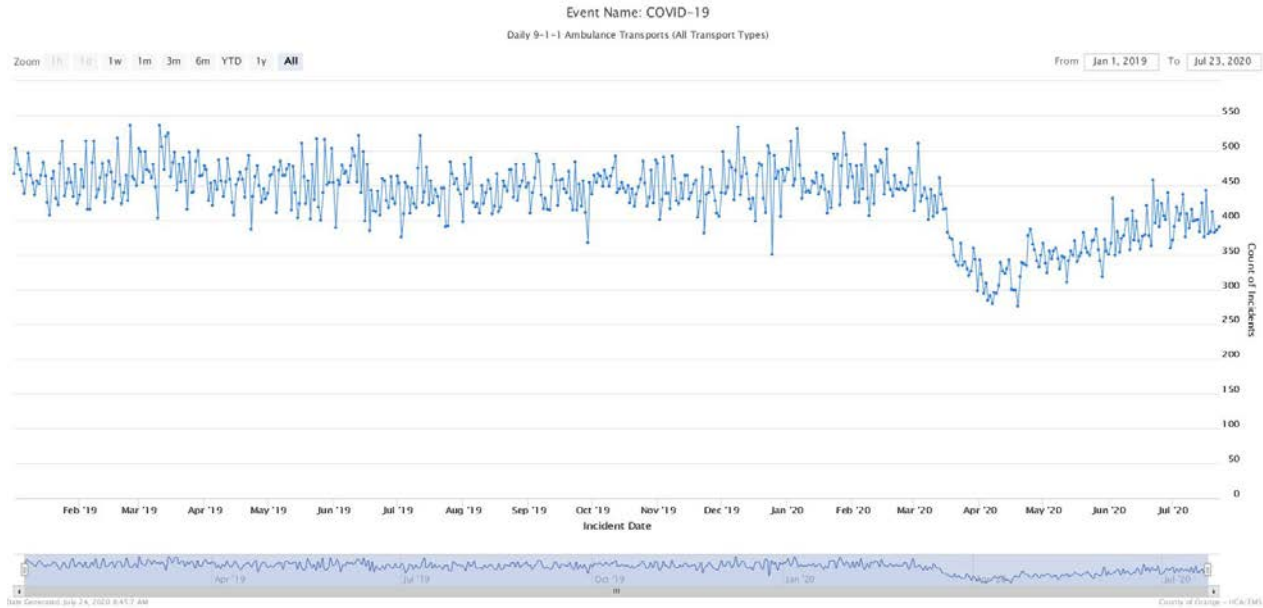


**County of Orange  
Health Care Agency  
Emergency Medical Services  
Event Name: COVID-19  
Daily EMS System Tracking Report – July 24, 2020  
EMS Ambulance Transports and Ambulance Patient Offload Time (APOT)**

**Report Notes:** The following report shows all **9-1-1 ambulance transports** to receiving emergency departments (Jan. 1, 2019 through last calendar day).

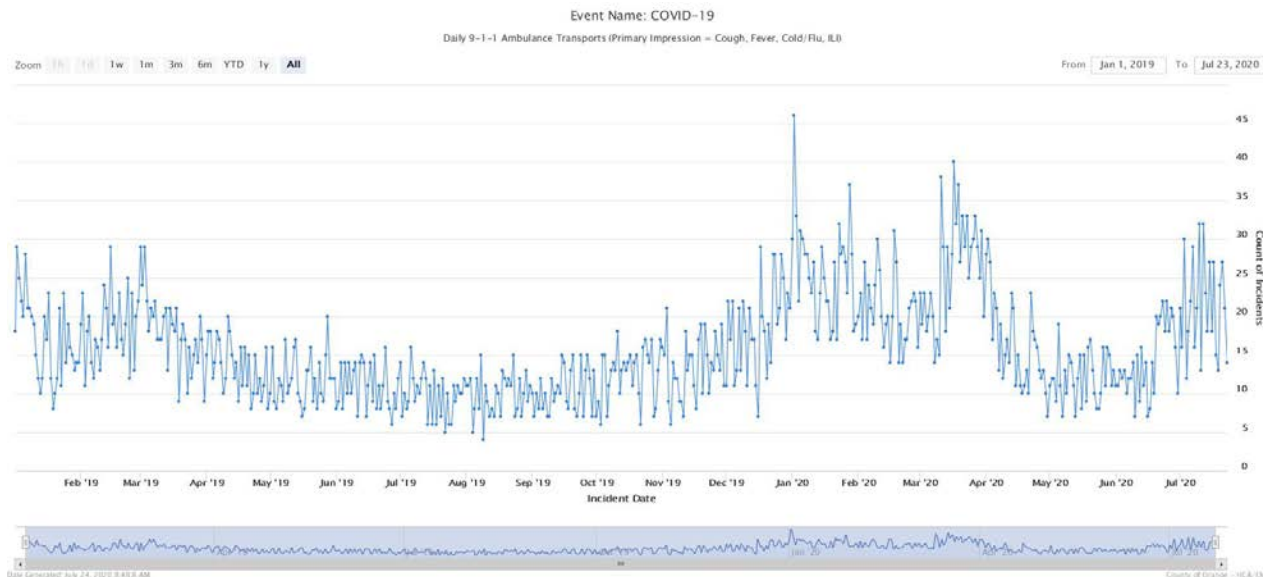
**Data Source:** Orange County Medical Emergency Data System (OC-MEDS)



**Report Notes:** The following report shows **9-1-1 ambulance transports** of patients with an EMS provider impression of Cough, Fever, Cold/Flu or Influenza Like Illness (ILI) to receiving emergency departments. (Jan. 1, 2019 through last calendar day).

**Update:** The report criteria has been revised from previous versions to add primary symptoms of “Cough” or “Fever”.

**Data Source:** Orange County Medical Emergency Data System (OC-MEDS)



**Daily EMS System Tracking Report**

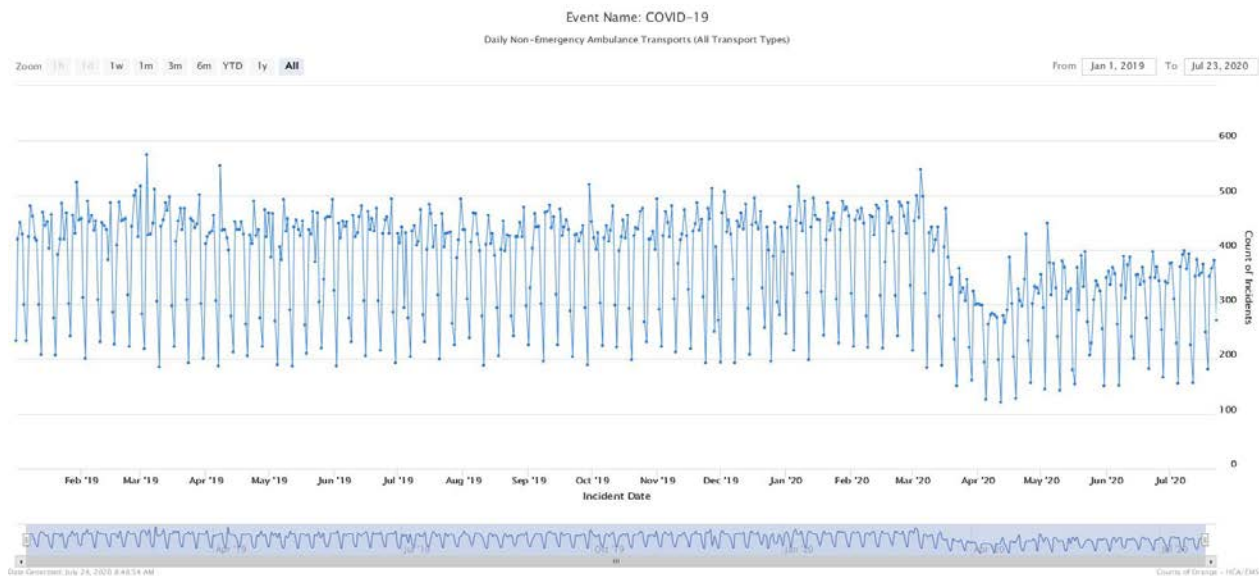
**Updated 07/24/2020 at 0845**

**\*\*NOTE\*\* Numbers fluctuate day-by-day due to changes in patient and system conditions. Data reported daily reflects one point in time.**

**County of Orange  
Health Care Agency  
Emergency Medical Services  
Event Name: COVID-19  
Daily EMS System Tracking Report – July 24, 2020  
EMS Ambulance Transports and Ambulance Patient Offload Time (APOT)**

**Report Notes:** The following report shows all Orange County based **non-emergency ambulance transports (BLS, IFT-ALS, CCT)** - (Jan. 1, 2019 through last calendar day).

**Data Source:** Orange County Medical Emergency Data System (OC-MEDS)



**Report Notes:** The following reports show the average and 90th Percentile “Ambulance Patient Offload Time” (APOT) for all 9-1-1 ambulance transports to receiving emergency departments (ED) throughout Orange County for the last 24 hours since this report was updated. **Current Average APOT is: 13m18s / Current 90th Percentile APOT is: 28m11s**

APOT is defined as the time that the ambulance arrives at the receiving destination (wheels stop) to the time that the ambulance crew physically transfers the patient to the ED gurney.

**Average Offload Time**

**90th Percentile Offload Time**



**Daily EMS System Tracking Report**

**Updated 07/24/2020 at 0845**

**\*\*NOTE\*\* Numbers fluctuate day-by-day due to changes in patient and system conditions. Data reported daily reflects one point in time.**