

9-1-1 EMERGENCY AMBULANCE
FISCAL YEAR 2019/2020 4TH QUARTER ACTIVITY REPORT
APRIL 2020 - JUNE 2020
ALL REGIONS

Response Time Compliance

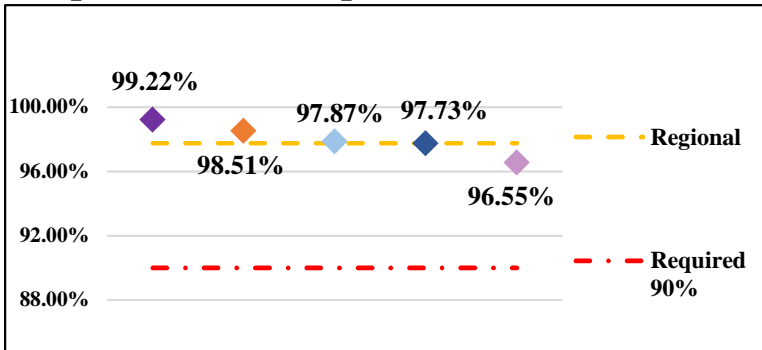


Fig. 1: Response Time Performance – combination of dispatch, system deployment & ambulance maintenance required to meet monthly compliance rate of 90% for an Exclusive Operating Area

ALL REGIONS COMPLIANCE	97.76%
Region A	99.22%
Region B	98.51%
Region C	97.87%
Region D	97.73%
Region E	96.55%

Dispatches

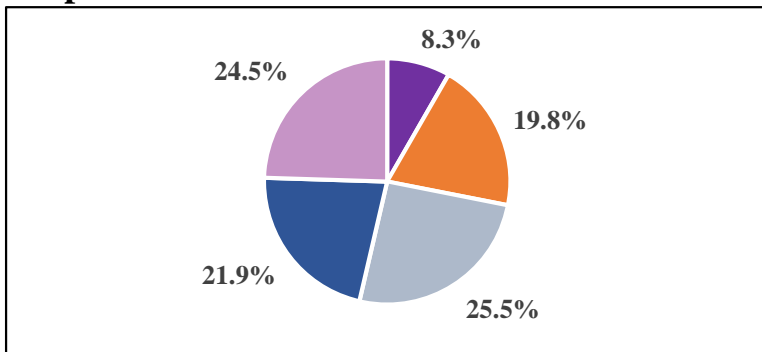


Fig. 2: Dispatch – a call for service requiring a 9-1-1 Emergency Ambulance response, regardless of the final outcome and does not account for calls outside the region border

ALL REGIONS DISPATCHES	16938
Region A	1410
Region B	3349
Region C	4324
Region D	3701
Region E	4154
Home Wellness	115

Home Wellness- a call for public assistance (lift assist, back to bed, etc.) received/dispatched through the 9-1-1 system; responded to by BLS Ambulance without ALS/OCFA; not included in total dispatches

Transports

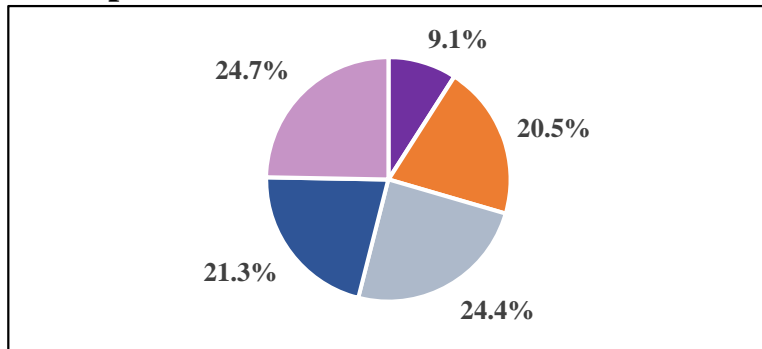


Fig. 3: Transport – the movement of a patient from the scene of a dispatch to a hospital by a 9-1-1 Emergency Ambulance, excluding calls outside the region border

ALL REGIONS TRANSPORTS	10516
Region A	954
Region B	2151
Region C	2569
Region D	2240
Region E	2602