

**ORANGE COUNTY
CONTINUUM OF CARE BOARD
Wednesday, February 26, 2020
2:00 PM – 4:00 PM**

**County of Orange
1501 E St. Andrew Pl
Conference Room 134
Santa Ana, CA 92705**

AGENDA

Board Member Names

Jason Austin, OC Health Care Agency
Jeanne Awrey, OC Dept. of Education [Secretary]
Matt Bates, City Net
Judson Brown, City of Santa Ana
Natalie Bui, Veteran Affairs CRRC
Donald Dermit, The Rock Church
Curtis Gamble, Hope Lifted
Vacant

Becks Heyhoe, OC United Way
Patti Long, Mercy House
Dawn Price, Friendship Shelter
Albert Ramirez, City of Anaheim
Maricela Rios-Faust, Human Options
George Searcy, Jamboree Housing [Chair]
Tim Shaw, Individual [Vice-Chair]

Call to Order – George Searcy, Chair

Pledge of Allegiance – Dawn Price, Friendship Shelter

Board Member Roll Call – Jeanne Awrey, Secretary

Public Comments: Members of the public may address the Continuum of Care Board on items listed within this agenda or matters not appearing on the agenda so long as the subject matter is within the jurisdiction of the Continuum of Care Board. Members of the public may address the Continuum of Care Board with public comments on agenda items in the business calendar after the Continuum of Care Board member discussion. Comments will be limited to three minutes. If there are more than five public speakers, this time will be reduced to two minutes.

Welcome and Introductions - George Searcy, Chair

Chair George Searcy will welcome Continuum of Care Board members and attendees and when appropriate, introductions will occur.

CONSENT CALENDAR

All matters are approved by one motion unless pulled by a Board Member for discussion or separate action. The CoC Board requests that only pertinent information be discussed during this time.

1. Approve Continuum of Care Board Meeting Minutes from January 22, 2020 and the Continuum of Care Board Retreat Minutes from February 07, 2020.

2. Continuum of Care Committee/Working Group Reports

- A. Homeless Provider Forum
- B. Data and Performance
- C. Street Outreach Team
- D. Housing Opportunities

BUSINESS CALENDAR

1. Continuum of Care Updates

Information

Updates on the Orange County Continuum of Care (CoC) include:

- Whole Person Care Partnership with Office of Care Coordination

2. Vision and Objectives Ad Hoc – George Searcy, Chair

Information

An update on the Vision and Objectives Ad Hoc planning process established during the CoC Board Retreat

3. California Emergency Solutions and Housing (CESH) Round 2 and Homeless Housing Assistance and Prevention (HHAP) Request for Information Report – Paul Duncan, Continuum of Care Manager

Action

An analysis and recommendation on the CESH Round 2 and HHAP Request for Information applications received on February 3, 2020

4. System Performance Measures Report – Paul Duncan, Continuum of Care Manager

Action

Approve the CoC System Performance Measures Report which is due to the U.S. Department of Housing and Urban Development by February 28, 2020

5. CoC Board Structure Recommendations – Paul Duncan, Continuum of Care Manager

Action

Approve the proposed CoC Board Committee structure:

- Proposed CoC Board Committees: Policies Procedures and Standards Committee, Coordinated Entry System Committee and Housing Opportunities Committee
- Proposed Individual Meetings: Orange County's Homeless Provider Forum, Data Performance and Management, Street Outreach Team, Emergency Shelters, Transitional Age Youth Collaborative

6. Policies, Procedures and Standards Committee Appointment – Tim Shaw, Vice Chair

Action

Appoint the CoC Board Committee Chairs to serve on the Policies, Procedures and Standards Committee and appoint one additional At Large Seat

7. Quarterly CoC Annual Performance Report Review – Paul Duncan, CoC Manager

Action

Approve a review of all CoC funded project annual performance reports on a quarterly basis for the annual CoC Notice of Funding Availability process.

8. Expiring CoC Board Seat Planning – Paul Duncan, Continuum of Care Manager

Discussion

Discussion on the CoC Board seats expiring June 30, 2020

9. Board Member Comments

Information

Next Meeting: March 25, 2020

**County of Orange
1501 E St. Andrew Pl
Conference Room 134
Santa Ana, CA 92705**

**ORANGE COUNTY
CONTINUUM OF CARE BOARD**
Wednesday, January 22, 2020
2:00 PM – 4:00 PM

**County of Orange
1501 E St. Andrew Pl
Conference Room 134
Santa Ana, CA 92705**

MINUTES

Board Member Names

Jason Austin, OC Health Care Agency
Jeanne Awrey, OC Dept. of Education [Secretary]
Matt Bates, City Net
Judson Brown, City of Santa Ana
Natalie Bui, Veteran Affairs CRRC
Donald Dermit, The Rock Church
Curtis Gamble, Hope Lifted
Vacant, At Large

Becks Heyhoe, OC United Way
Patti Long, Mercy House
Dawn Price, Friendship Shelter
Albert Ramirez, City of Anaheim
Maricela Rios-Faust, Human Options
George Searcy, Jamboree Housing [Chair]
Tim Shaw, Individual [Vice-Chair]

Call to Order – George Searcy, Chair

Chair George Searcy called the meeting to order at 2:03p.m.

Pledge of Allegiance – Matt Bates, City Net

Matt Bates led the Pledge of Allegiance.

Board Member Roll Call – Jocelyn Gaspar, Health Care Agency

Present: Jason Austin, Matt Bates, Judson Brown, Curtis Gamble, Donald Dermit, Becks Heyhoe, Patti Long, Dawn Price, Albert Ramirez, Maricela Rios-Faust, George Searcy and Tim Shaw.

Absent Excused: Jeanne Awrey

Public Comments: Members of the public may address the Continuum of Care Board on items listed within this agenda or matters not appearing on the agenda so long as the subject matter is within the jurisdiction of the Continuum of Care Board. Members of the public may address the Continuum of Care Board with public comments on agenda items in the business calendar after the Continuum of Care Board member discussion. Comments will be limited to three minutes. If there are more than five public speakers, this time will be reduced to two minutes.

Stephanie Schneider from Stand up for Kids commented on college students experiencing homelessness and including Stand Up for Kids in the biannual Point in Time Count planning process.

Paul Hyek commented on the armories emergency shelter and the Assembly Bill 143.

Welcome and Introductions - George Searcy, Chair

Chair George Searcy welcomed the Continuum of Care Board members and the new Veteran Representative of the CoC Board, Natalie Bui from the Veteran Affairs Center at Community Resource and Referral Center.

CONSENT CALENDAR

All matters are approved by one motion unless pulled by a Board Member for discussion or separate action. The CoC Board requests that only pertinent information be discussed during this time.

1. Approve Continuum of Care Board Meeting Minutes from November 20, 2019.

2. Continuum of Care Committee/Working Group Reports

- A. Data and Performance
- B. Street Outreach Team

Dawn Price motioned to approve the Consent Calendar. Patti Long seconded the motion. The motion passed by unanimous consent.

BUSINESS CALENDAR

1. Office of Care Coordination Updates – Shannon Legere, Director of Homeless Services

Shannon Legere shared an overview of state funding. The Governor's Task Force on Homelessness released a set of recommendations which will be critical to review to determine how it aligns with efforts in Orange County.

The Office of Care Coordination is working on a data integration to effectively communicate between different County departments and community stakeholders. In support of the data integration effort is a HMIS Reboot to standardize and improve coordination among homeless service providers.

2. Continuum of Care Updates – Paul Duncan, Continuum of Care Manager

Paul Duncan shared updates on the Orange County Continuum of Care (CoC) including the:

- CoC Board Retreat
 - The CoC Board Retreat is scheduled for February 7, 2020 from 9am to 2pm.
- CoC Board Seat Resignation
 - Paul Cho has resigned from the CoC Board. The CoC Board thanked Paul Cho for his service on the CoC Board. The position held was an At Large seat. Elections are forthcoming.
- 2019 CoC Notice of Funding Availability Awards (NOFA)
 - The Tier 1 and the Domestic Violence (DV) awards have been announced by the U.S. Department of Housing and Urban Development. The Orange County CoC has been awarded the applications submitted in Tier 1, the DV Bonus and the Coordinated Entry System (CES) expansion grants. A Request For Proposals for the CES expansion is forthcoming and Tier 2 funding is still pending HUD announcement.

3. California State University, Fullerton Data Request Presentation – Erin DeRycke, 2-1-1 Orange County

California State University, Fullerton (CSUF) is requesting data from Homeless Management Information System (HMIS) and the Coordinated Entry System (CES) in order to complete an analysis of the Individual CES.

After discussion, Chair George Searcy amended the motion to:

1. Release of client de-identified data within HMIS and CES to CSUF for the following purposes:
 - a. To describe the network structure of housing placement agencies and organizations in Orange County, including number, intensity, and density of relationships.
 - b. To identify bottlenecks to permanent housing available through CES using HMIS data.
 - c. To compare client and provider perceptions of barriers to permanent housing placements in Orange County.
2. Coordinate with CoC County staff to create a memorandum of understanding to include the following:
 - a. Release of any data to be based on readiness to proceed;

- b. Quarterly updates to be provided to the CoC Board;
- c. and research findings will be shared with CoC Lead Agency prior to release of information.

Albert Ramirez seconded the amendment. Matt Bates abstained from voting. The remaining attendees of the CoC Board voted in favor. The motion passed.

4. California Emergency Solutions and Housing (CESH) Round 2 and Homeless Housing Assistance and Prevention (HHAP) Request for Information –Paul Duncan, Continuum of Care Manager

Paul Duncan shared an overview of CESH Round 2 and HHAP funding and the available Request for Information (RFI). The RFI has been released by the County of Orange and the RFI closes February 3, 2020. The intent of the RFI is to release a well thought out Request for Proposal based on eligible activities of CESH Round 2 and HHAP funding.

Public Comments:

Jeremy Frimond from the City of Laguna believes the RFI is progressive and the City of Laguna looks forward to participating in the process.

Griffin Dooly from Working Wardrobes commented on addressing senior homelessness and seniors at-risk of homelessness in the RFI.

5. System Performance Measures Report – Erin DeRycke, 2-1-1 Orange County

Erin DeRycke shared an overview of the CoC System Performance Measures (SPM) Report which is due to the U.S. Department of Housing and Urban Development by February 28, 2020. The SPM report is submitted to HUD on an annual basis for the reporting period October 1st through September 30th, and includes six measures for projects participating in HMIS. Measures include: length of time persons remain homeless, exits to homelessness, numbers of homeless persons, employment and income growth for homeless persons, number of first time homeless and successful placement from street outreach/in or retention of permanent housing.

6. WelcomeHomeOC Veteran Initiative Request for Applications – Becks Heyhoe, United Way

Presentation by Becks Heyhoe on the WelcomeHomeOC, the Marching Home to End Veteran Homelessness and the Veteran Initiative Request for Applications (RFA). The Marching Home to End Veteran Homelessness in Orange County is an effort by local and federal partners to prevent and end homelessness among veterans in OC by December 2020. The goal of the Veteran Initiative is to ensure 187 veteran experiencing homelessness have secured and will maintain stable housing by 2021. Applications are due by January 24, 2020.

7. Board Member Comments

No Board member comments

Meeting adjourned at 4:01 p.m.

Next Meeting: February 26, 2020

County of Orange
1501 E St. Andrew Pl
Conference Room 134
Santa Ana, CA 92705

For Further Information Regarding the Orange County Continuum of Care:
<http://www.ochealthinfo.com/homeless/coc>

**ORANGE COUNTY
CONTINUUM OF CARE BOARD RETREAT
Friday, February 07, 2020
9:00 AM – 2:00 PM**

**UCI Beall Applied Innovation
5270 California Ave.
Irvine, CA 92697**

MINUTES

Board Member Names

Jason Austin, OC Health Care Agency
Jeanne Awrey, OC Dept. of Education [Secretary]
Matt Bates, City Net
Judson Brown, City of Santa Ana
Natalie Bui, Veteran Affairs CRRC
Donald Dermit, The Rock Church
Curtis Gamble, Hope Lifted
Vacant

Becks Heyhoe, OC United Way
Patti Long, Mercy House
Dawn Price, Friendship Shelter
Albert Ramirez, City of Anaheim
Maricela Rios-Faust, Human Options
George Searcy, Jamboree Housing [Chair]
Tim Shaw, Individual [Vice-Chair]

Call to Order – George Searcy, Chair

Chair George Searcy called the meeting to order at 9:10 a.m.

Board Member Attendance

Present: Jason Austin, Jeanne Awrey, Matt Bates, Judson Brown, Paul Cho, Becks Heyhoe, Patti Long, Dawn Price, Albert Ramirez, Maricela Rios-Faust, George Searcy and Tim Shaw.

Absent Excused: Jeanne Awrey, Donald Dermit and Curtis Gamble

Public Comments: Members of the public may address the Continuum of Care Board on items listed within this agenda or matters not appearing on the agenda so long as the subject matter is within the jurisdiction of the Continuum of Care Board. Members of the public may address the Continuum of Care Board with public comments on agenda items in the business calendar after the Continuum of Care Board member discussion. Comments will be limited to three minutes. If there are more than five public speakers, this time will be reduced to two minutes.

No public comments

BUSINESS CALENDAR

1. Evolution of the CoC Board – Joe Colletti, Urban Initiatives

Presentation of the evolution of the Continuum of Care (CoC) Board:

- a. HUD CoC Interim Rule
 - i. In 2012, the CoC Interim Rule is enacted into law and expands the regulatory implementation of the Continuum of Care (CoC) program, including the creation of the following requirements: CoC Board; Governance Charter; Written Standards and

CoC-wide Coordinated Entry System (CES).

- b. New HUD directives concerning CoC funded projects during CoC Program Application Process including prioritizing, ranking, tiering, and performance policy. As the collaborative applicant, the County of Orange, monitors all project applicant programs and the Homeless Management Information System (HMIS).
- c. New State of California funding sources to prevent and end homelessness include: Homeless Emergency Assistance Program (HEAP), California Emergency Solutions and Housing (CESH) Program; Homeless Housing, Assistance, and Prevention (HHAP) Program and future funding sources.

The CoC Board members discussed allocations for HHAP and CESH funding and the impact of the Housing First policy differences between the federal government and state government. A study on Housing First and Rapid Rehousing effectiveness is forthcoming by the United States Interagency Council on Homelessness. Another \$750 million has been earmarked by the State for homeless services. Details are still pending, but more information is expected by the end of fiscal year 2020.

2. Primary Board Responsibilities – Joe Colletti, Urban Initiatives

Presentation of the primary CoC Board responsibilities based on federal guidelines including:

- a. Strengthening the Crisis Response System by scaling up, scaling down, or phasing out interventions
- b. Data driven decision-making including: Use HMIS, CES and other available sources to make clear data informed decisions.
- c. Sharing data across local data systems including health, mental health, domestic violence and criminal Justice.
- d. Systems performance measures including length of time persons remain homeless, exit to permanent housing destinations, returns to homelessness, employment and income growth and number of persons who become homeless for the first time.
- e. Directing Federal, State, County and City funding towards cost-effective ways to prevent and end homelessness.

The CoC Board discussed aligning data with funding allocations. As one of the few sectors addressing homelessness on a continual basis the CoC Board stressed using data to drive the decisions. The state is also pushing for communication between the systems. Currently, the Orange County HMIS is undergoing reboot to standardize and improve coordination among systems and improve data. The CoC Board discussed creating a gaps analysis, creating public awareness and consider which stakeholders may be missing from the conversation.

3. Crafting a Vision – Joe Colletti, Urban Initiatives

- a. Presentation by Joe Colletti on crafting a vision.

The CoC knows who to help based on data including HMIS, CES, Point in Time Count, System Performance Measures, Longitudinal System Analysis (LSA), mapping and even anecdotal information. The CoC knows what to do based on evidence-based practices, best practices, promising practices and emerging practices. It is recommended the CoC create a

homeless strategy and build community support to inform the community on which practices work best locally.

b. Discussion on crafting a vision

The CoC Board discussed metrics and how goals are created at a CoC level. Discussion on ensuring thoughtfulness in selecting data metrics and bringing additional data to inform and prevent driving biases. Paul Duncan, Continuum of Care Manager, spoke to the difficulty in measuring performance unless the CoC Board has identified practices and how programs are prioritizing and serving people, otherwise it is difficult to measure and compare performance. The CoC Board spoke to the drivers of the vision and goal could/should be around the system performance metrics. Discussion on the Marching Home to End Veteran Homelessness strategy and how does the CoC Board step in to ensure that plan is successful. Chair George Searcy discussed with the CoC Board, the core responsibilities and ability to work with the staff to strategically align a vision.

Joe Colletti recommends drafting a plan centered on data and then bring in outside partners. Joe Colletti recommended the use of metrics with various forms of data– HMIS data, geo-locating in HMIS, and look at year-round use of ArcGis and ESRI for a platform for geo-locating. Once effective system is in place, numbers and statistics are easily pulled to create effective analysis of system. Joe Colletti suggests looking at the San Bernardino CoC as an example.

c. Motion by Chair George Searcy:

Create an ad hoc to draft a CoC vision and set of objectives for next two calendar years (2020 – 2021) to articulate specific outcomes to address homelessness by the April 2020 meeting. Dawn Price seconded the motion. The motion passed by unanimous consent.

Volunteered appointments for the ad hoc include Vice Chair Tim Shaw, Patti Long, Judson Brown, Becks Heyhoe and Joe Colletti.

d. Comments on the approved motion:

In addition, the set of objectives should include what information is currently available and what information is needed. It was recommended that priorities are to ensure compliance of State and Federal policy and use performance measures, best practices, performance evaluation and reporting. The ad hoc should create a workflow, next steps and use two or three best practices. Consider using the LSA data to support the decisions.

4. Needed Infrastructure –Paul Duncan, Continuum of Care Manager

Discussion on needed infrastructure including:

a. New Board members

- i. Discussion on which areas are not represented in the CoC Board that could fill the unexpired seat and the seven expiring seats come June 2020. Dawn Price recommended the Vision Ad Hoc discuss creating a framework for filling future seats. The CoC Board also suggested creating a formalized structure for involving people with lived experience and consider creating an advisory board of people experiencing homelessness.

b. Committees and workgroups

- i. Paul Duncan shared a draft proposal of the CoC Committee structure as realigned by the Policy and Procedures Ad Hoc.
- ii. The CoC Board recommended drafting a clear set of protocols to include a meeting structure, establish voting members and create a voting process. The CoC Board is to state who is on each committee.

5. Determining Roles –Paul Duncan, Continuum of Care Manager

Discussion

Discussion on:

- a. The relationship to Commission to End Homelessness

The relationship to the Commission to End Homelessness is an ongoing discussion. Any updates received will be shared with the CoC Board.

6. Announcements

- a. Shannon Legere, Director of Homeless Services, announced her departure from the Office of Care Coordination and the County. She will be leaving effective February 14, 2020. Paul Duncan and Jonathan Chi from the Office of Care Coordination will be the interim leads until the Director of Care Coordination position is filled.

The meeting adjourned at 2:01 pm.

Next Meeting: February 26, 2020



For Further Information Regarding the Orange County Continuum of Care:

<http://www.ochealthinfo.com/homeless/coc>

For Further Information Regarding the Orange County Commission to End Homelessness:

<http://www.ocgov.com/gov/ceo/care/commendhom>

**ORANGE COUNTY
CONTINUUM OF CARE BOARD
Monthly Committee Report
Data and Performance**

MEETING DATE: February 13, 2020
☐ Did not meet

NUMBER IN ATTENDANCE: 13

AGENDA ITEMS:

- **Future Meetings**
 - Staff will provide an update on the format of future meetings.
- **CSUF Data Request Update**
 - Staff will provide an update on the status of the CSUF data request from the CoC Board.
- **PSH/OPH Project Performance Analysis**
 - Staff will present the Permanent Supportive Housing/Other Permanent Housing project performance analysis to the Committee.
- **Review Updated Goals and Outcomes Report**
 - Staff will discuss the updated format and content of the Goals and Outcomes report with the Committee.

PRESENTATIONS:

None

ACTION ITEMS/NEXT STEPS:

- 211OC will follow-up with HMIS Agency Administrators on future meeting format.

NEEDED CoC BOARD ACTION:

None

DATE OF NEXT MEETING:

TBD

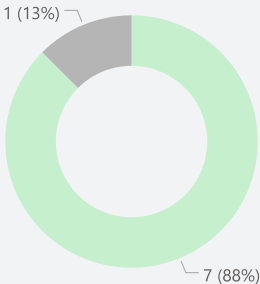
PSH-OPH Project Type Scores For Applicable Goals: February 2020

Reporting Period: 12/1/2018 to 11/30/2019

Met Target Did Not Meet Target Target

PSH-OPH Project Type Scores Met 88% of Targets in February 2020

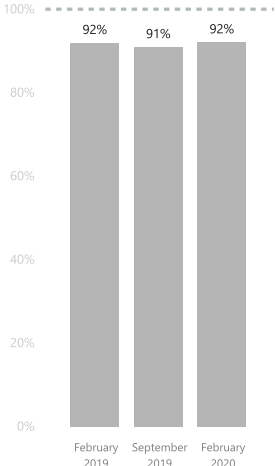
Targets Met Targets Not Met



Goal 1 - Prioritize Clients Experiencing Literal Homelessness

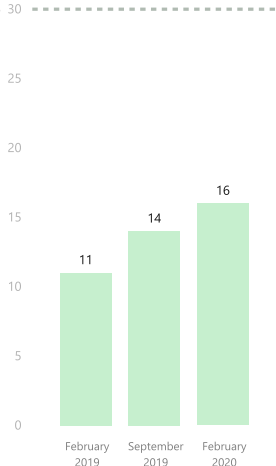
The project type's score for Goal 1 has remained stable over the past year.

The majority of entries from non-homeless situations are in projects that are not CoC funded because these projects have more flexibility in who they are able to serve.



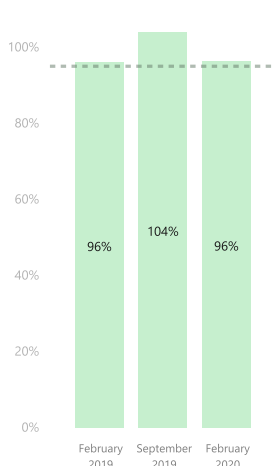
Goal 4 - Place Households in Units As Soon As Possible

The average time it takes for a household to be placed is trending upwards, but this is due to a small number of projects having a higher delay in placement time which raises the average.



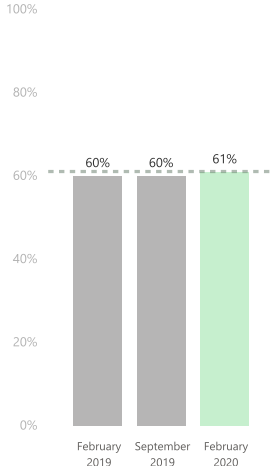
Goal 5 - Ensure Permanent Housing Beds Are Filled

Most projects meet the target of using at least 95% possible bed nights. Utilization is frequently high for PSH-OPH because voucher based projects do not have a set, physical bed/unit inventory. Voucher based projects may be able to serve more families than anticipated, exceeding their estimated bed/unit "inventory."



Goals 6 - Help Adults Increase Their Income During Enrollment

The project type was consistently just under the target for at least 61% of adult stayers to have increased their income by the time they have been in the project for one year until the February 2020 analysis period!



The following projects met 100% of applicable targets in February 2020:

Anaheim Supportive Housing - Tyrol Plaza

Friendship Shelter - Henderson House Supportive Housing

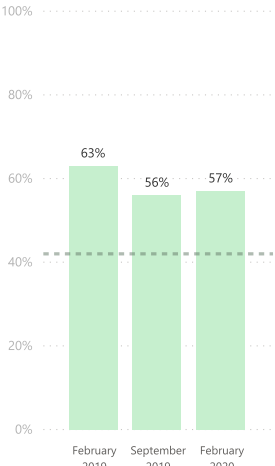
OCHA - #1 Consolidated Shelter Plus Care TRA

OCHA - #2 Consolidated CoC TRA

OCHA - Oakcrest Heights

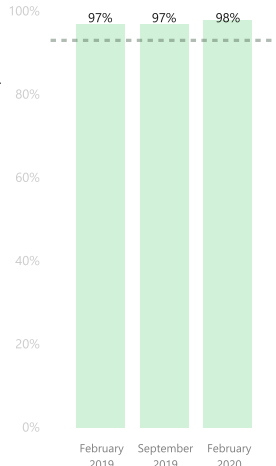
Goals 7 - Help Adults Increase Their Income at Exit

PSH-OPH projects consistently meet the target for leavers to increase their income by the time they exit, indicating that a higher target may be appropriate for Goal 7.



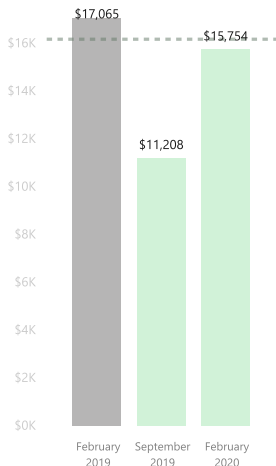
Goal 9 - Stabilize Clients in Permanent Housing

The project type is consistently helping at least 93% of clients either retain their enrollment in permanent housing projects or exit to permanent housing destinations.



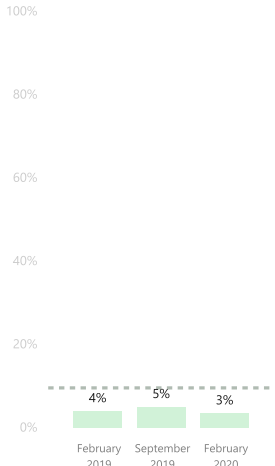
Goal 10 - Effectively Use CoC Funds

The effective use of funding remains a challenge to measure due to the lack of match funding information available in HMIS outside of CoC funds. The project type fluctuates in its ability to meet the target of spending no more than \$16,164 per household.



Goal 11 - Ensure Clients Do Not Fall Back Into Homelessness

While individual projects have little control over clients returning to homelessness after being placed in PH, PSH-OPH projects consistently see that 5% or less of their clients return to homelessness.



**ORANGE COUNTY
CONTINUUM OF CARE BOARD
Monthly Committee Report
Homeless Provider Forum**

MEETING DATE: February 06, 2020
☐ Did not meet

NUMBER IN ATTENDANCE: 70

AGENDA ITEMS:

- **Welcome, Announcements and Introductions**
 - Attendees shared introductions and announcements
- **Coordinated Entry Updates**
 - Individual Coordinated Entry – Rebecca Ricketts, County of Orange
 - Veteran Coordinated Entry – Rebecca Ricketts, County of Orange
 - Family Coordinated Entry and Family Live Bed Reservation System – Soledad Rivera, Family Solutions Collaborative
- **Homeless Provider Forum Co Chair Nominations**

PRESENTATIONS:

- **Community Referral Network Services** – Noelle Ahn, CRN Project Manager, Lestonnac Free Clinic
 - Presentation on the Lestonnac Free Clinic's Community Referral Network (CRN), the web-based tool to connect clients to the social services they need, and other available services available at Lestonnac's Free Clinic.
- **OCAPICA Youth Employment Program**– Kendra Rode, Outreach Specialist, OCAPICA
 - Presentation on the Orange County Asian and Pacific Islander Community Alliance's Youth Employment program elements, the various services available and eligibility requirements for the program and other resources.

DATE OF NEXT MEETING: 3/5/2020

**ORANGE COUNTY
CONTINUUM OF CARE BOARD
Monthly Report**

MEETING DATE: January 24th, 2020

☐ Did not meet

NUMBER IN ATTENDANCE: 15

AGENDA ITEMS:

1. Review of Achievements & Accomplishments for Calendar Year 2019
 - Grace & George recapped UCI study kickoff & progress. UCI is receiving data to help show what the true impacts of AFH are on the communities they enter. The group would like to invite Dr. Tita for a future update.
 - Becks discussed the advocacy work by United Way & Tim Shaw. Homeless education through Advocacy 101 are working to gain support from the community and have proven successful at various councils meetings for approving AFH.
2. Strategic Planning for Calendar Year 2020
 - Discussion around alignment of the right type of voucher & PBV unit with the individual or family need.
 - Examining if vouchers are appropriate or not, and if so, what organizations should work with those individuals or families.
 - Work on identifying the needed services and bringing more funding support for those more intense services.
 - Working on identify any gaps, potentially through a more formal gaps analysis, in the system to better service individuals and families, and improve alignment of partners & services. In doing so, prioritize those services and how to better fund them.
 - Focus on creating a long-term plan that helps understand the impacts of short-term funding, and the need for funding to support long-term planning.
3. Legislative Activity and Coordination
 - Recapped rent control requirements & that landlords can no longer list “Section 8 not accepted”. Requirement doesn’t mean they need to rent to Section 8, but encourages looking at applications and hopefully understanding the renter & program better.
4. Landlord Outreach & Engagement

- United Way – Welcome Home OC program has added another 40 landlords to date
5. Housing Production & Development
 - Group provided updates on various projects in the works. Projects opening soon include Veterans Village
 - 1,700 PSH units in the pipeline across Orange County.
 6. PHA Updates
 7. Partnerships between PHA's and CES
 8. General Updates

PRESENTATIONS:

N/A

ACTION ITEMS/NEXT STEPS:

N/A

NEEDED CoC BOARD ACTION:

N/A

DATE OF NEXT MEETING:

Friday February, 28th 2020

**ORANGE COUNTY
CONTINUUM OF CARE BOARD
Monthly Committee Report
Street Outreach**

MEETING DATE: February 20, 2020
☐ Did not meet

NUMBER IN ATTENDANCE: 20

AGENDA ITEMS:

- **Welcome and Introductions**
 - Attendees shared introductions and announcements.
- **Street Outreach Updates**
 - Roundtable Updates
 - Cal Optima shared how to refer into their programs and attain resources.
 - Trends
 - Comments on veteran homelessness and at-risk veterans
 - Comments on a need for assisted living resources, prevention programs and housing for veterans with families
- **Case Conferencing and Resource Sharing**
 - Street Outreach Team resource document will be shared with the group via email.
- **Upcoming Events/Trainings/Opportunities**
 - Group Discussion on safety protocols including field safety, training opportunities and best practices.

PRESENTATIONS: None

ACTION ITEMS/NEXT STEPS: None

NEEDED COC BOARD ACTION: None

DATE OF NEXT MEETING: 3/19/2020

Date: February 21, 2020

From: Paul Duncan, Continuum of Care Manager, OC Health Care Agency

To: Continuum of Board

Subject: Request for Information and Request For Proposal Process for State Funding

Staff Recommendations:

1. County staff for the Orange County CoC are requesting direction from the CoC Board to release an RFP for HHAP and CESH funding that incorporate the information and recommendations made in the Request For Information (RFI) analysis attached to this document (Attachment A). Attachment A compiled data generated from review of submittals obtained through the RFI process.
2. County staff are recommending that funding be set aside, as an allocation apart from and preceding the RFP for the following two projects;
 - a. One-time funding in the amount of \$50,000 for the development and implementation of a Youth-Focused Point In Time (PIT) count administered by the County and the CoC.
 - b. Annual Funding in the amount of \$70,000 to fund dedicated staff within OCHCA's Office of Care Coordination whose sole responsibility is homeless data planning, analysis, integration and quality.

Recommended Motion:

1. Authorize the Orange County Health Care Agency (OCHCA) to release a Request For Proposals (RFP) for Homeless Housing, Assistance and Prevention Program (HHAP) and California Emergency Solutions and Housing (CESH) programs on behalf of the Orange County Continuum of Care (CoC).
2. Authorize County staff to identify a process to allocate HHAP and/or CESH funding to support the following two items:
 - a. Youth-Focused Point in Time Count
 - b. Data Planning, Analysis, Integration and Quality Improvement

History on State Funding:

An Ad Hoc working group was created to discuss the funding opportunities from HHAP and CESH and to determine the way in which funding should be utilized. The Ad Hoc determined that there was adequate planning time in order to go through a more thorough process of soliciting community input on how funds should be utilized. Through Ad Hoc recommendation the Orange County CoC Board chose to release an RFI through its Administrative Entity, the Orange County Health Care Agency. The intent of releasing an RFI is to get input from both non-profit agencies and cities to develop an RFP. Our goal is to have an RFP that is responsive to the needs and interest of those that will be directly administering services. It is the

intent that the process for responding to this RFI is not burdensome and that agencies and cities are able to do so with minimal cost to their agency/city.

The CoC authorized the creation and distribution of a Request for Information on November 20, 2019. This RFI was developed for the purpose of soliciting proposals from agencies and organizations who could offer useful insights about beneficial uses of these funds. An Ad Hoc Group from the Board evaluated this process and guided the staff in the execution of the RFI. Attached in this report is an analysis of the RFI responses and summary of the input. The input received as a result of the RFI process is attached to this report.

Basis for Recommended Motions:

Youth-Focused Point in Time Count

Conversations by the CoC Board have articulated a priority to focus on youth as a critical and underserved subpopulation. The Orange County CoC is responsible for conducting a bi-annual count of persons experiencing unsheltered homelessness. The Department of Housing and Urban Development (HUD) has been encouraging communities to develop and implement specific methodologies for estimating the number of Transitional Aged Youth (TAY) who are experiencing homelessness.

Funding would allow for the development and operation of that in conjunction with the overall effort of the 2021 Point In Time count. The recommended motion supports the CoC's efforts to pursue additional opportunities to address youth homelessness and develop robust youth homeless services.

Data Planning, Analysis, Integration and Quality Improvement

Data systems analytics and reporting is critical to the proper functioning of the Continuum of Care. To support that critical need it is important to establish within the CoC staff team some capacity to evaluate and assess our data needs. In order to improve the CoC's performance management, care coordination and decision making it is vital that the CoC develop the capacity within our system to look deeply at data, performance and analytic capacity.

The recommended motion supports the CoC Board's goals related to data and would create a staff position that would work with the CoC Board around strategies for improved data utilization as the CoC work towards the vision being developed.

Attachment A – HHAP and CESH RFI Report

This report is intended to provide a summary of proposals that were submitted to Orange County Health Care Agency through the request for Proposals (RFI) process. Additionally, the report identifies themes within proposals and makes recommendations on the development of the Request for Proposals (RFP). These responses identify how Homeless Housing, Assistance and Prevention (HHAP) and California Emergency Solutions and Housing (CESH) program funding could be utilized based on eligible activities. There was a high level of interest in the funding and a wide range of proposed program types.

County staff are recommend prioritization and programmatic requirements are included within the RFP to create clarity on what the Orange County Continuum of Care (CoC) is looking for in the utilization of HHAP and CESH funding. Without having prioritization and clear parameters the scoring and ranking of proposals for award recommendations and program operations becomes difficult. The parameters will not be meant to stop creativity and innovation but to ensure proposals are in alignment with best practices and goals of the Orange CoC.

Number of proposals: 20 submissions by 18 agencies

Number of individual programs proposed:

- 52 individual programs were proposed; however one was for the transition of the Courtyard to Yale, which has been excluded from the analysis.
- 51 individuals programs were included in subsequent analysis.

Number of program types by Agency:

- On average 2.8 program types were proposed by each agency

Proposals by Cities:

- 4 cities submitted a proposal
- One proposal was made by a non-profit with a city listed as a collaborating partner. We were contacted by one other city who has expressed interest in potentially proposing

Proposals by Service Planning Areas (SPA)	North	Central	South	Countywide
	7	5	3	7

* There were a two proposals where agencies proposed to serve multiple two Service Planning Areas but not Countywide.

Proposals by Population	Single Adults	Families	Transitional Aged Youth	All
	11	4	4	3

* There were multiple proposals where an agency proposed to serve two populations but not all. There was one specific to older adults and one for single women.

Key Consideration: With limited funding, funding and proposed programs should be as expansive as possible in who is eligible for services. Although subpopulations such as women and older adults have unique service needs and could benefit from dedicated programs, with the level of funding available we want to ensure equitable access.

RFI Concept Funding Total Requests

*Total annual funding requested:	\$ 15,642,117
One time Capital Fund Request:	\$ 3,000,000
Total over three years:	\$ 46,926,352
Total over five years:	\$ 78,210,587

Key Consideration: RFP and subsequent funding recommendations should consider three-years of program operations. This would allow more programs to be operational with a durable length of operation. Having five-year grant terms would dilute the funding and programs.

Proposals by Program Type:

Emergency Shelter/Navigation Center	9
Rapid Re-Housing	9
Homeless Prevention	6
Housing Navigation/Case Management	3
Housing Location/Landlord Incentives	7
Outreach	4
Regional Coordination	2
Delivery of Permanent Housing	4
Diversion/ Problem Solving	3
Shelter Capital	1
Operating Subsidy for Permanent Housing	3
Total:	51

There were a number of proposals that were difficult to categorize and a few that were re-categorized based upon the provided program description.

Key Consideration: There is need for better distinction between some of the program types, specifically Housing Navigation and Housing Location.

Notes on Program Types:

Emergency Shelter/Navigation Center: Majority of the proposals were towards funding the operation of shelters not navigation centers. It was not fully clear within each of the proposals on what was being leveraged versus which were full cost. Proposals had a wide range in the cost per night as identified in the budget, ranging from \$6.85 per bed night to \$136.99. There are many things that go in to shelter operation costs including space cost and size of the shelter operation.

Key Consideration: The CoC should consider adopting a range of bed night rates for a shelter bed. The State's Homeless Task force identified a \$60 per bed night rate as a recommended rate. County staff recommends shelters operate between \$40 to \$70 per bed night as this funding range ensure proper training and staffing in alignment with the Standards of Care.

Key Consideration: The Standards of Care developed by the County could be included within the RFP for respondents to respond to if seeking funding for an emergency shelter/navigation center.

Rapid Re-Housing (RRH): There was a wide range of how agencies proposed to operate RRH, which ranged in the level of case management to participant ratio and the amount of financial assistance that would be available to participants. Proposals had a wide range of funding amounts from \$800 per participant to \$17,833 and did not clearly distinguished matched and leveraged resources within the proposals making it hard to evaluate these amounts in full. Additional, supportive service descriptions within proposals varied significantly. State funds are flexible in what RRH is as far as timelines of service.

Key Consideration: Rapid Re-Housing is a permanent housing approach that lends well to one time funding as providers can ramp down services and financial assistance without significant impact to participants, in comparison to PSH type interventions.

Key Consideration: Similar to emergency shelter, the CoC could establishing a range of acceptable RRH operation. Staff would recommend a rate that ranges between \$10,000 and \$15,000 per participant (household) to allow for a wide range of services to be offered to participants.

Key Consideration: Similar to emergency shelter, the CoC could establish core service requirements for each RRH program which would align with the National Alliance to End Homelessness standards for RRH. Core service requirements should include housing location.

Key Consideration: RRH programs should incorporate a progressive engagement approach be taken within financial assistance support meaning that each participant's situation is unique and that their contributions should meet that with the goal of increasing over time. The maximum length of time that participants should be in RRH is 24 months, however circumstances may dictate longer.

Key Considerations: To facilitate housing location for RRH programs, landlord incentives could be paired within RRH programs using this funding source if agreeable by the Board.

Homeless Prevention: We did not get as wide of a range of proposals within homeless prevention. Homeless Prevention would be providing multiple months of case management and financial assistance to households who are in need of assistance to prevent homelessness.

Key Consideration: Although all households that would be approaching for homeless prevention assistance could use the support financially as they have a risk, not all participants served would become homeless but for the assistance received.

Key Consideration: With the number of persons currently experiencing homelessness, if a provider is seeking to develop a Homeless Prevention program, the provider should look to have a joint program with RRH.

Housing Navigation/Case Management: It is difficult to fully distinguish this as an element within the proposals. Housing Navigation as a stand-alone program type has been used in many different manners in Orange County.

Key Consideration: Staff recommend that Housing Navigation for our CoC be looked as a way of blending with other resources to create additional PSH opportunities. Agencies could use housing navigation in conjunction with mainstream set aside vouchers to create a medium to long term PSH type.

Key Consideration: A portion of turn over vouchers through CES and the case management services have been a challenge, which is being addressed through the United Way CESH proposal. However, this could be expanded and there should be a recognition that people are going to in many cases need more than 12 months of housing stabilization once moved in.

Housing Location/Landlord Incentives: This is a program type that was proposed through multiple RFI responses to address challenges, including the location of apartments that are willing to rent to our programs. The proposals ranged in the incentives and packages to landlord which could inadvertently make it challenging for programs to perform.

Key Consideration: Programs being developed should not create competition and challenges within our different programs and instead ensure that the incentives that are being offered are accessible through a wide range of programs. Landlord incentives should work in conjunction with housing location efforts.

Outreach: There is a wide range of outreach being offered throughout the county.

Key Consideration: When looking at staffing within homeless service providers and the County, there are over 100 outreach workers currently employed to serve Orange County. Based upon the count this is around 1 outreach worker to each 45 persons experiencing street homelessness at any given time. When looking at other service and rouser gaps and what is needed to ensure that outreach is able to be successful, staff recommends not including outreach as an eligible program type within the RFP.

Regional Coordination: There were several responses indicating interest in regional coordination programing including regional case conferencing and alignment of services and non-profits.

Key Consideration: The recent HUD funding which expands our CES grant which funding could be used for similar functions that is being identified under Regional Coordination.

Delivery of Permanent Housing: Proposals for this project type varied in their approach, the following are some of those ways:

- advocacy at a local level for the siting and development of affordable housing
- creating micro communities and other shared housing models

Key Consideration: Programs being developed should have the highest impact by promoting regional coordination within a Service Planning Area or countywide, not limited to a singular city.

Key Consideration: Programs being developed should ensure to encompass participants choice.

Diversion/ Problem Solving: Not many proposals to fund Diversion and Problem Solving efforts were received. Staff identifies diversion and problem solving efforts as an area of the CoC's approach to addressing homelessness that should continue to strengthen. Any opportunity to resolve a person's homelessness or prevent it through a brief limited interaction with limited one time financial assistance should be resourced.

Key Consideration: Efforts for diversion in key access points and/or managed by central fiscal entity that is able to process financial assistance for a number of programs that can conduct diversion/problem solving conversations and access financial assistance when needed would maximize available funding.

Shelter Capital: There was one request for shelter capital in the amount of \$3 million. Staff believe that there is significant value in supporting projects that can be completed and have ongoing investment for operations.

Key Consideration: Shelter capital funds require significant funding, to ensure sufficient funding for other programming the implementation of funding maximum on certain project types can be a consideration in the development of the RFP.

Operating Subsidy for Permanent Housing: Proposals for this project type varied in their approach, the following are some of those ways:

- Combination of of case management services to available housing subsidies to create PSH like programs.
- Pay for the subsidized rental portion to create a PSH opportunities.

Key Consideration: Setting up a PSH type subsidy under one time funding can be highly risky without some sort of long term plan for how those subsidies could be assumed after the one time funding ends. Staff recommend that without a clearly identified way of assuming those subsidies through a durable source that this not be an allowable program type.

Presented by Erin DeRycke, 211OC

Recommended motion to the CoC Board:

Approve the CoC System Performance Measures Report which is due to the U.S. Department of Housing and Urban Development by February 28, 2020

Background summary:

A critical component of the Homeless Emergency Assistance and Rapid Transition to Housing Act (HEARTH Act) is a focus on viewing the local homeless response as a coordinated system of homeless assistance as opposed to individually operating homeless assistance programs and funding sources. Because of this change, the HEARTH Act now requires Continuums of Care (CoCs) to measure their performance as a coordinated system. The System Performance Measures report allows CoCs to regularly measure their progress in meeting the needs of people experiencing homelessness in their community and to report this progress to HUD.

The System Performance Measures report is submitted to HUD on an annual basis for the reporting period October 1st through September 30th, and includes the measures below for projects participating in HMIS that meet the project type requirements listed. These measures have been adopted from the performance criteria outlined in the McKinney-Vento Act. HUD's goal is that each CoC improve their scores for each measure year over year; there currently are not any national thresholds for these measures.

Measure Number	Measure Title	Project Types Included in Measure
1	Length of Time Persons Remain Homeless	Emergency Shelter, Transitional Housing, Permanent Supportive Housing, Rapid Re-Housing, Housing Only, Housing with Services
2	The Extent to which Persons Who Exit Homelessness to Permanent Housing Destinations Return to Homelessness within 6, 12, and 24 months	Emergency Shelter, Transitional Housing, Permanent Supportive Housing, Rapid Re-Housing, Housing Only, Housing with Services, Street Outreach
3	Number of Homeless Persons	Emergency Shelter, Transitional Housing
4	Employment and Income Growth for Homeless Persons in CoC Program-funded Projects	CoC-funded Permanent Supportive Housing and Rapid Re-Housing
5	Number of Persons who Become Homeless for the First Time	Emergency Shelter, Transitional Housing, Permanent Supportive Housing, Rapid Re-Housing, Housing Only, Housing with Services
7	Successful Placement from Street Outreach and Successful Placement in or Retention of Permanent Housing	Emergency Shelter, Transitional Housing, Permanent Supportive Housing, Rapid Re-Housing, Housing Only, Housing with Services, Street Outreach

HUD System Performance Measures

2015 - 2019

What are the HUD System Performance Measures?

A key aspect of the McKinney-Vento Homeless Assistance Act, as amended by the HEATH Act, is a focus on viewing the local homeless response as a coordinated system of homeless assistance options as opposed to independently operating programs and funding sources. Because of this change, Continuums of Care (CoCs) are now required to measure their performance as a coordinated system. The System Performance Measures (SPM) allows CoCs to regularly measure their progress in meeting the needs of people experiencing homelessness in their community and to report this progress to HUD.

The SPM is pulled from the local Homeless Management Information System (HMIS) and submitted to HUD annually by CoCs around the country. The reporting period for all SPM reports is October 1st to September 30th. With the exception of Metric 3.1 which includes data from the Unsheltered Point-In-Time count, all data comes from Orange County's HMIS.

What gets measured?

There are 7 System Performance Measures, some made up of 2 to 4 submeasures or metrics. The measures are:

Measure 1. Length of time persons remain homeless

Measure 2. The extent to which persons who exit homelessness to permanent housing destinations return to homelessness

Measure 3. Number of homeless persons

Measure 4. Jobs and income growth for homeless persons in CoC Program-funded projects

Measure 5. Number of persons who become homeless for the first time;

Measure 6. Homelessness prevention and housing placement of persons defined by Category 3 of HUD's homeless definition in CoC Program-funded projects

Measure 7. Successful housing placement

Orange County submits measures one through five and seven to HUD annually. Measure 6 has yet to be applicable to any CoC.

What is included in this report?

This report contains a comparison of Orange County's performance on certain System Performance Measures for each funding year (10/1 - 9/30) from 2015 to 2019. This report will be updated on an annual basis after 211OC completes the final analysis for that year's System Performance Measures submission.

For measures with multiple sub-measures, we have chosen to highlight the most comprehensive sub-measure or metric. For example, Measure 4, Employment and Income Growth for Homeless Persons in CoC Program-funded Projects, includes 6 metrics that differentiate sources of income a client may receive. In this report, we focus on metrics 4.3 and 4.6 which include all income sources.

To view all of Orange County's System Performance Reports submitted to HUD, please visit ochmis.org.

What is 2019's bed participation information?

Project Type	Non-DV Beds on HIC	HMIS Participating Beds	HMIS Participation Rate
All ES, SH	1155	465	40%
All PSH-OPH	2612	2612	100%
All RRH	663	663	100%
All TH	1059	675	64%

National System Performance Measures data is released by HUD each year for the previous funding year's analysis. Throughout this report, look for orange boxes that will show you how Orange County compared to California and the United States in 2018.

The extent to which data is missing or incomplete in HMIS affects the accuracy of the metrics on the System Performance Report. Look for teal boxes throughout the report that will let you know when and if a measure is affected by data quality.

Measure 1

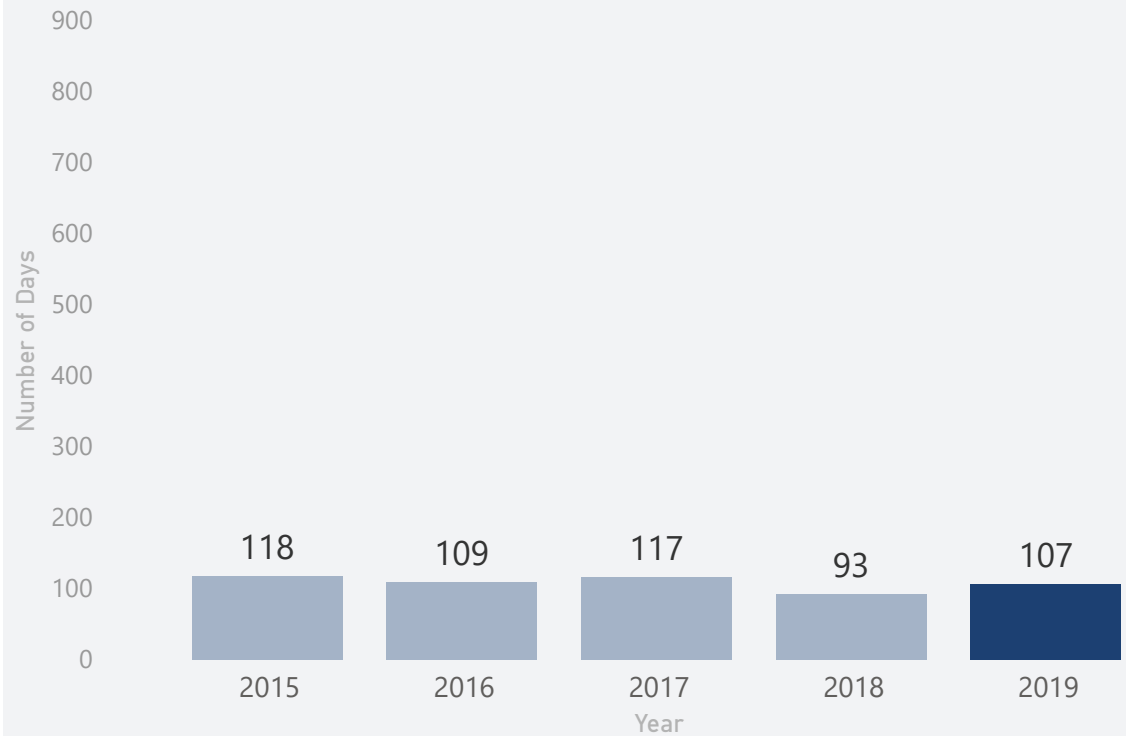
Length of Time Persons Remain Homeless

Measure 1 contains two sub-measures. Both submeasures calculate the average lengths of time (in days) spent homeless for clients active during the reporting period. The goal for this measure is for the average lengths of homelessness to decrease each year.

Measure 1a looks at clients in Emergency Shelter (ES), Safe Haven (SH), and Transitional Housing (TH) projects.

The measure is calculated using clients' length of time in the project strictly as entered in HMIS.

Measure 1a: Clients in ES, SH, and TH

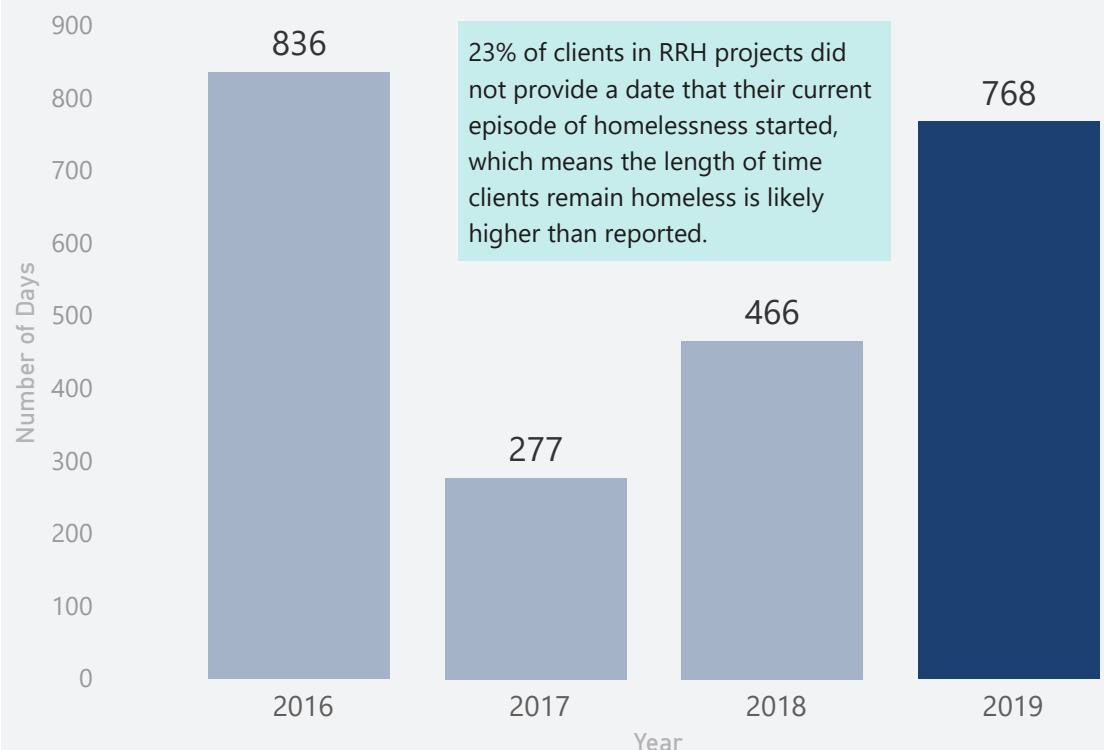


Measure 1b looks at clients in Emergency Shelter, Safe Haven, Transitional Housing, Permanent Housing (PSH), Other Permanent Housing (OPH) and Rapid Re-Housing (RRH) projects.

The measure is calculated using data from the start of clients' current episode of homelessness through either the date they are housed or exit the project.

Note: Since this measure began, calculation methods have changed multiple times. These changes resulted in scores, particularly for Measure 1b, that vary from year to year due to methodology changes and not necessarily changes in the length of time people experience homelessness.

Measure 1b: Clients in ES, SH, TH, and PH



Measure 2

Returns to Homelessness

Measure 2 looks at the percentage of clients who exit to a Permanent Housing destination during the reporting period plus one year prior to the report start date, and subsequently return to homelessness within 6, 12, or 24 months. This measure helps CoCs determine the effectiveness of their coordinated efforts at keeping people from falling into homelessness after having received CoC services. The goal for this measure is to decrease the number of people falling back into homelessness each year.

Since 2015, new agencies have joined the Orange County HMIS each year. This gives our CoC a more comprehensive look at possible returns to homelessness that would not have been captured before the agency joined HMIS.

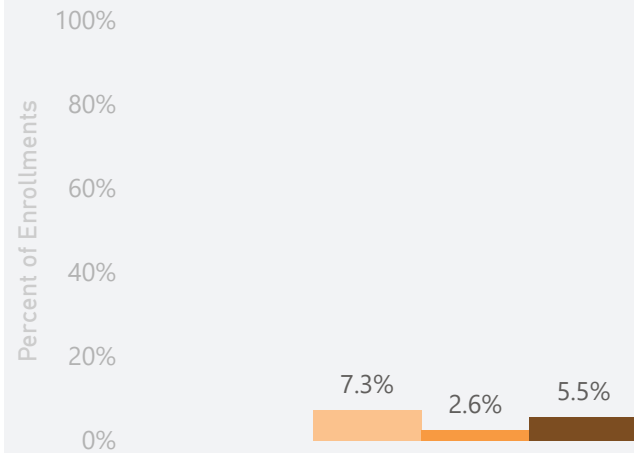
The chart to the right shows a breakdown of the 15.4% of all clients who returned to homelessness after exiting to Permanent Housing by how long after project exit the return to homelessness took place.

The charts below show a year over year look at what percentage of clients exited to Permanent Housing and returned to homelessness within 2 years for each project type.

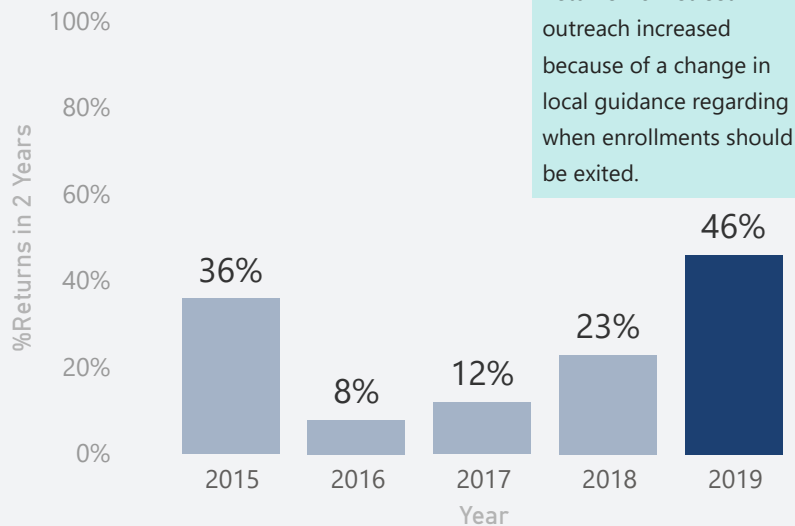
In 2018, Orange County saw a lower percentage of clients exiting to permanent housing and subsequently returning to homelessness than California or the United States as a whole! Orange County's score for total returns to homelessness within 2 years was 12.7% compared to California's 18.5% and the United States' 19.4%.

OC 2019 Returns to Homelessness

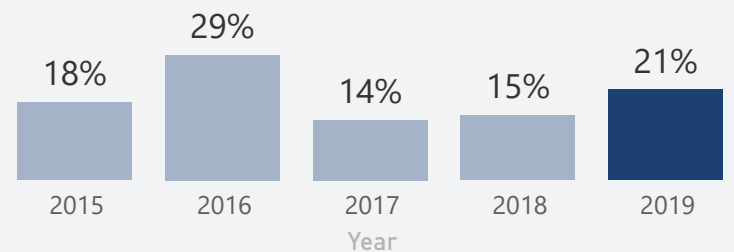
● <6 Months ● 6 - 12 Months ● 13 - 24 Months



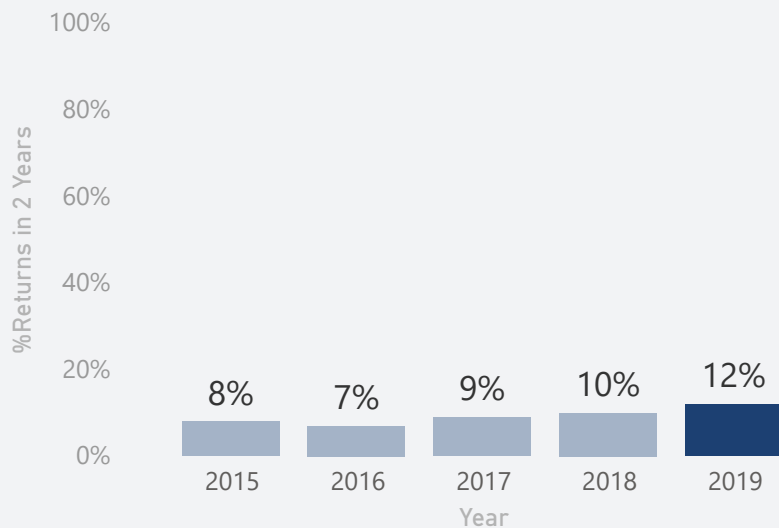
Returns From Street Outreach



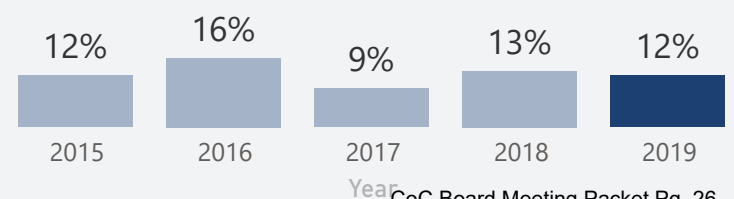
Returns From Emergency Shelter



Returns From Transitional Housing



Returns From Permanent Housing



Measure 3

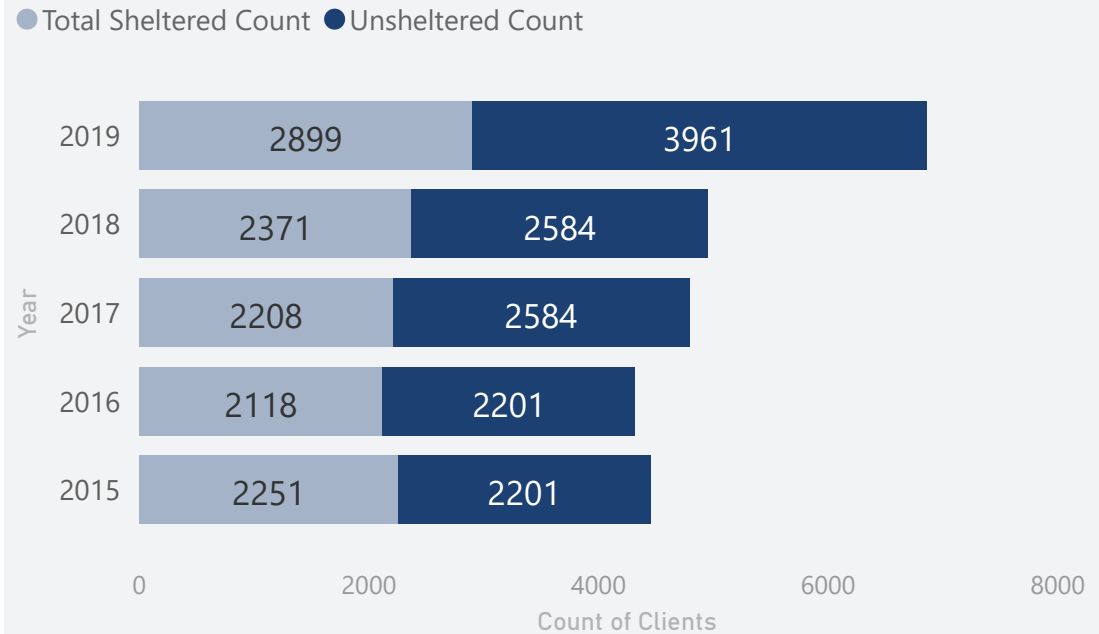
Number of Homeless Persons

Measure 3 directly assesses a CoC's progress toward eliminating homelessness by counting the number of people experiencing homelessness both at a point in time and over the course of a year. The goal for this measure is for the total counts of people experiencing homelessness to decrease each year.

Metric 3.1 is a count of sheltered clients using Point-In-Time Count (PIT) data. This data comes from the PIT count data submitted to HUD, which includes projects that participate in HMIS and projects that do not participate in HMIS.

Unsheltered counts occur every other year in January during odd numbered years. The previous year's count is used for even numbered SPM years.

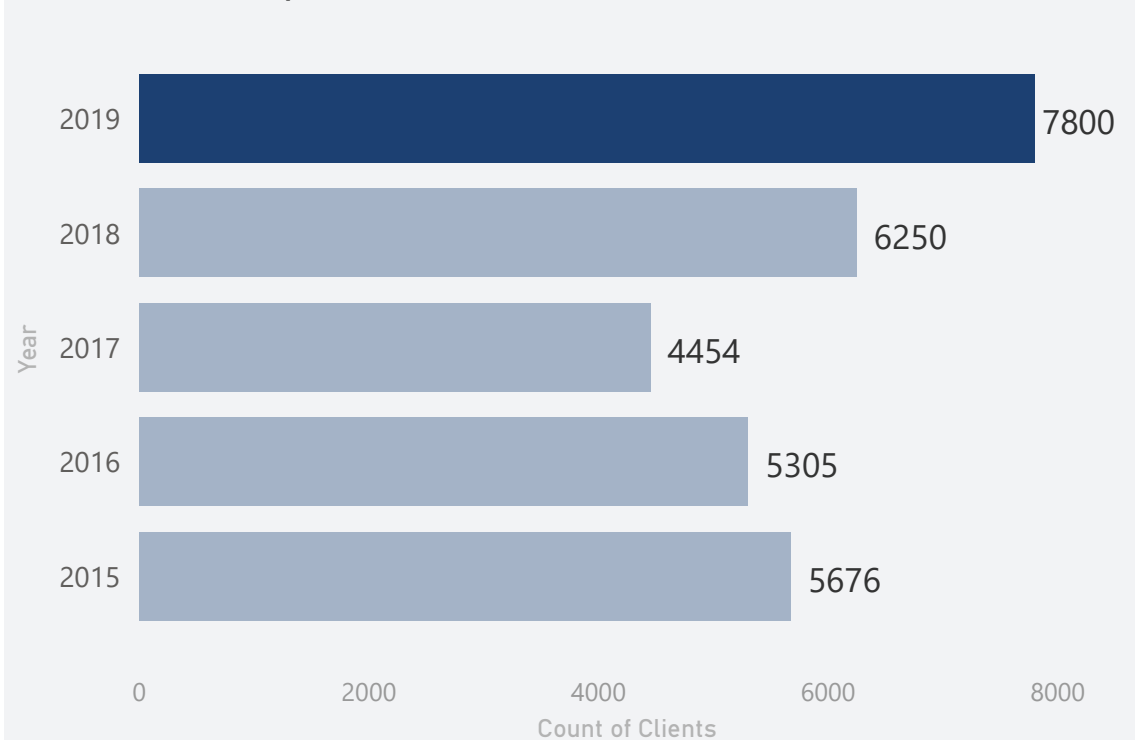
Metric 3.1: Point-in-Time Count of Sheltered and Unsheltered Persons



Metric 3.2 is a count of clients using HMIS data from ES, SH, and TH projects. This data is unduplicated across all applicable project types, meaning that if a client enrolls in the same project type twice during the reporting period, they are represented in this number only once.

In 2018 there were 1,073,780 total unduplicated people experiencing homelessness in the United States and 113,531 in California. 6,250 unduplicated Orange County residents experienced homelessness in 2018 accounting for 5.5% of California's population experiencing homelessness and 0.6% of the United States'.

Metric 3.2: Unduplicated Total Sheltered Homeless Persons



Orange County experienced a large uptick in measure 3.2 from 2018 to 2019 due to the addition of Emergency Shelter projects in HMIS since the 2018 System Performance Measures were submitted. In the 2019 System Performance report, there was an additional 1,948 Emergency Shelter clients reported.

Measure 4

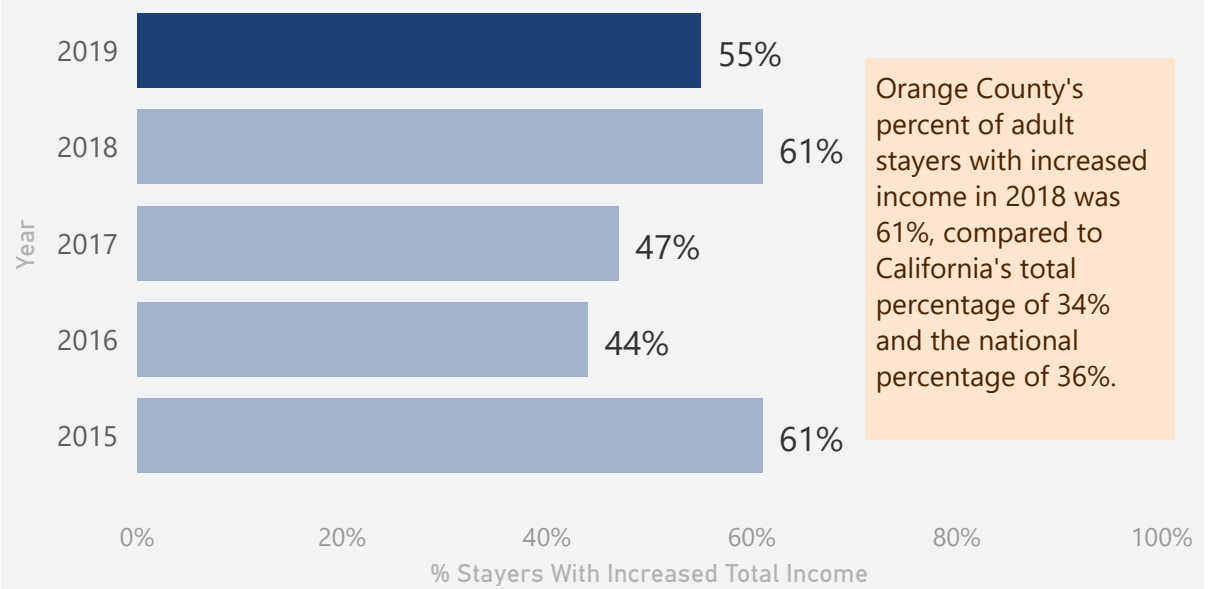
Increase in Income For Adults in CoC Funded Projects

Measure 4 is comprised of 6 metrics which measure the percentage of adult clients enrolled in CoC funded projects who have increased their earned and non-employment cash income during the reporting period. As of 2019, Orange County only receives CoC funding for PSH and RRH projects.

Measures 4.3 and 4.6 calculate the percentage of stayers and leavers who have increased their *total* income, irrespective of income source. The goal for this measure is for the percentage of clients with increased income to increase each year.

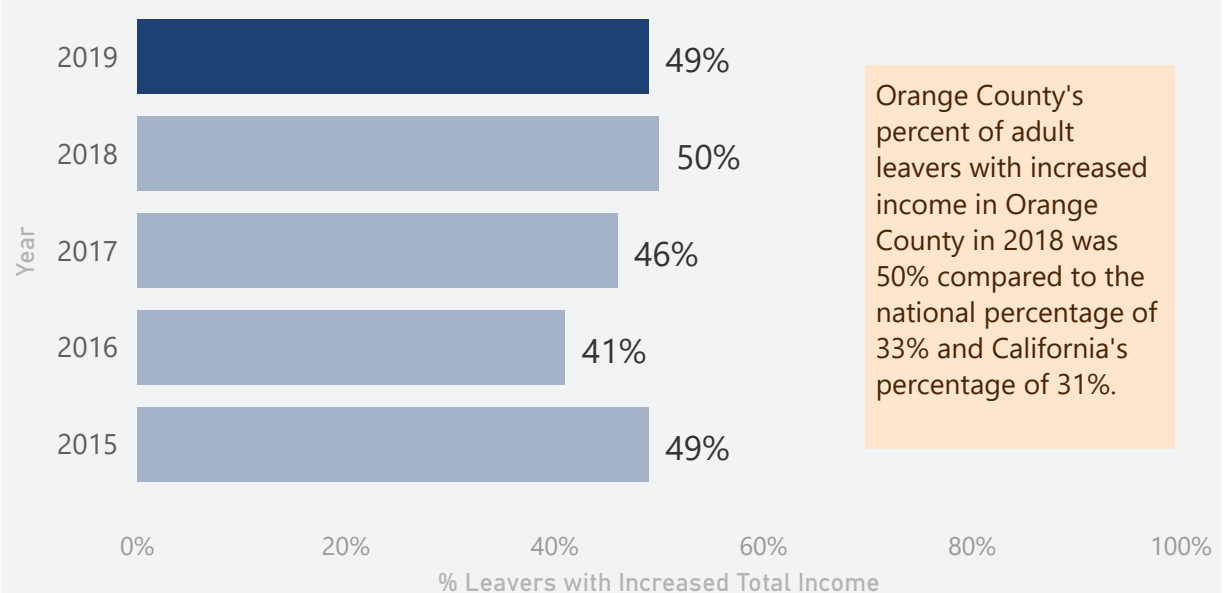
Metric 4.3 represents the percentage of adult stayers (clients still enrolled in the project as of the end of the reporting period with a length of stay of at least 365 days as of the end of the reporting period) who have an increase in total income recorded in HMIS.

Metric 4.3: Stayers with Increased Income



Metric 4.6 represents the percentage of adult leavers (clients who exited the project before the end of the reporting period) who have an increase in total income recorded in HMIS.

Metric 4.6: Leavers with Increased Income



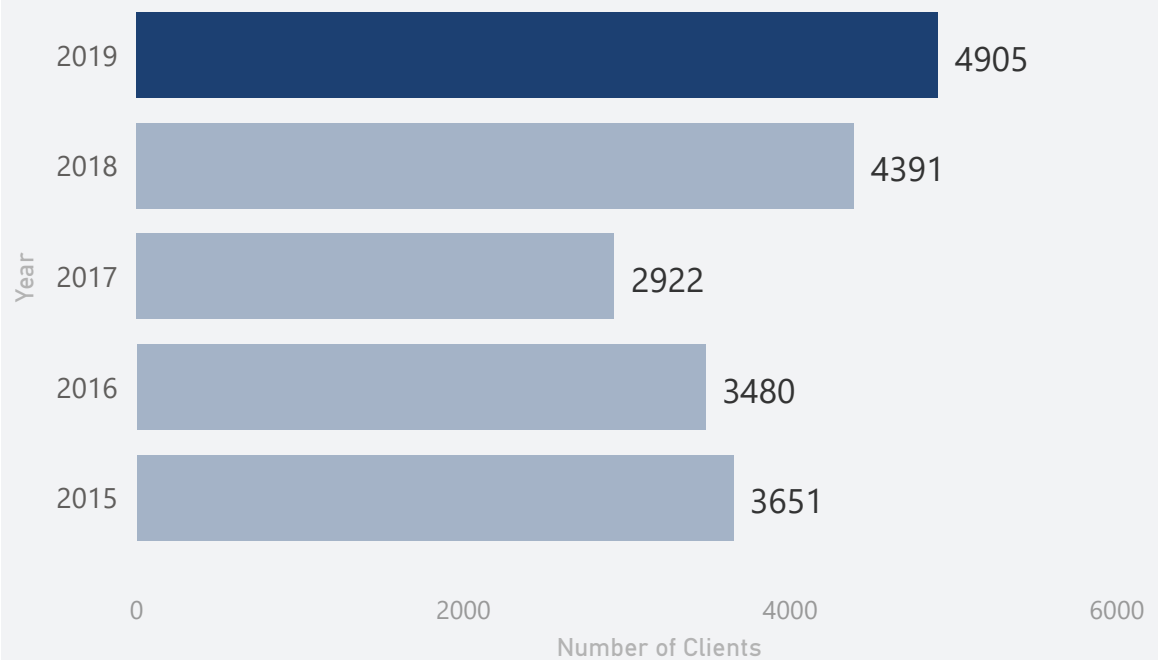
Measure 5

Number of Persons Who Become Homeless for the First Time

Measure 5 allows CoCs to track and assess whether they are effectively reducing the number of people who become homeless by analyzing the number of people experiencing homelessness for the first time. The goal for this measure is for the number of people experiencing homelessness for the first time to decrease each year.

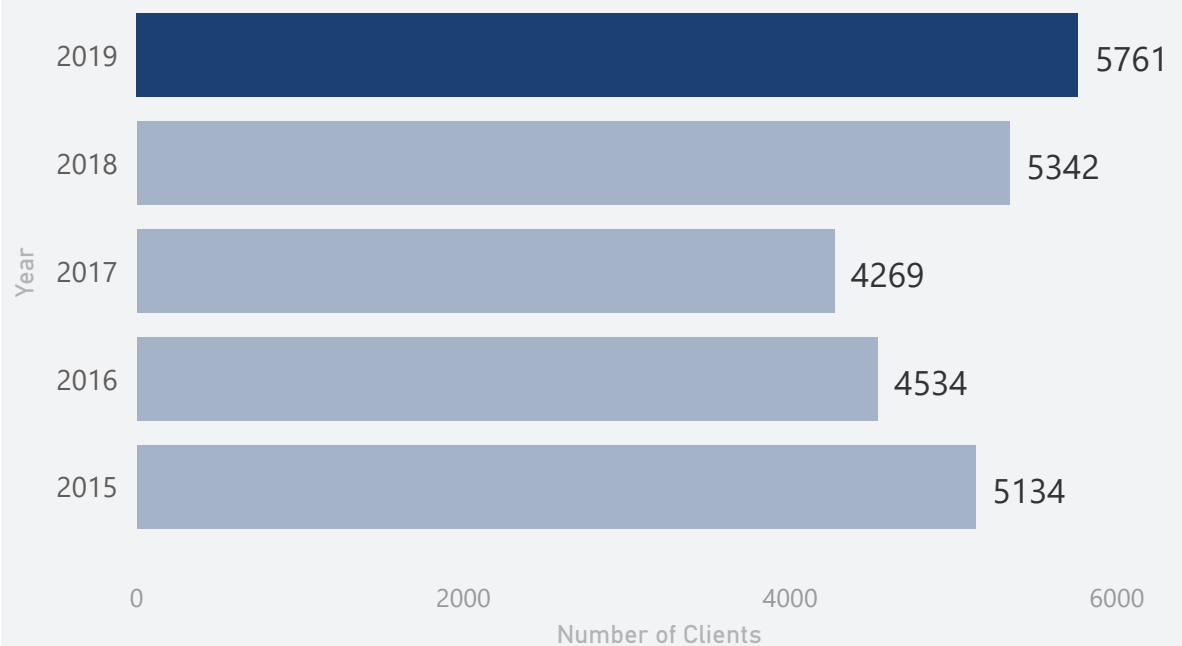
Metric 5.1 reports the change in the percentage of persons entering Emergency Shelter, Safe Haven, and Transitional Housing projects who have no prior enrollments in HMIS.

Metric 5.1: First Time Homelessness in ES, SH, and TH



Metric 5.2 reports the change in the percentage of persons enrolling in any of the project types mentioned in Metric 5.1 plus Permanent Housing who have no prior enrollments in HMIS.

Metric 5.2: First Time Homelessness in ES, SH, TH, and PH



Of the total 818,893 people experiencing homelessness in the United States for the first time in 2018, Orange County accounted for 0.6% of that population and 5% of California's total 102,450.

Measure 7

Successful Placement From Street Outreach and Successful Placement in or Retention of Permanent Housing

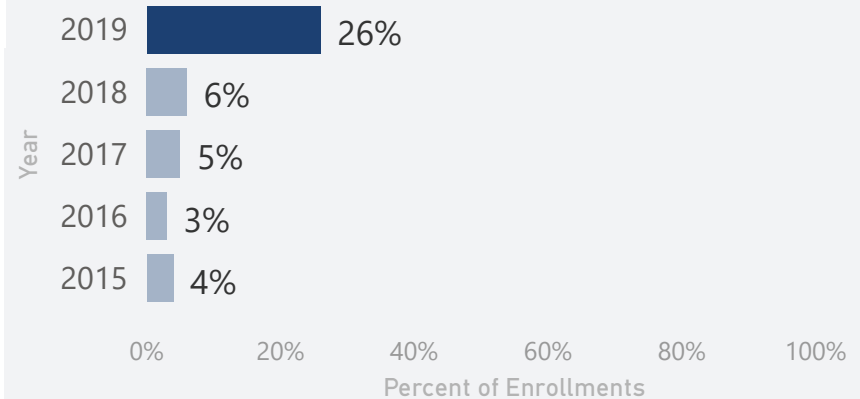
Measure 7 is comprised of three metrics that report on the ability of a CoC to exit its clients to successful destinations or for those enrolled in Permanent Housing projects, their ability to maintain Permanent Housing. Destinations that are considered successful vary between project types. The goal for this measure is for the percentage of successful outcomes to increase each year.

Successful destinations from SO projects include almost all known destinations other than jail or the streets because it represents a client moving from an unsheltered to sheltered living situation.

Orange County's score for successful exits from Street Outreach was 6% in 2018, compared to California's score of 21% and the national score of 36%.

An increase in positive exits from Street Outreach projects from 2018 to 2019 was due to in part to changes in local guidance regarding when project exit should occur. Collection of Destination data has remained fairly consistent for this project type, with a decrease of 1.6% in error rate from last year.

Metric 7.a1: Successful Exits From Street Outreach

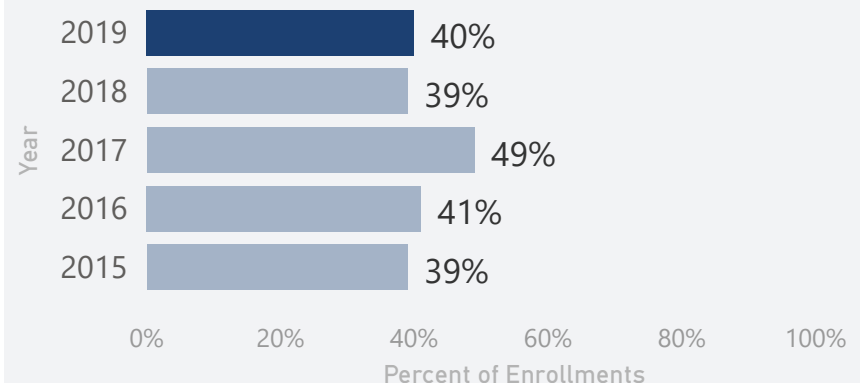


Because the goal and function of project types in Metric 7.b1 is to move clients into permanent housing, destinations considered "successful" for these project types are Permanent Housing situations.

Orange County's score for successful exits from ES, SH, TH, and RRH was 39% in 2018, compared to California's score of 37% and the national score of 42%.

Due to the nature of Emergency Shelter projects, clients are frequently exited without providing Destination data, maintaining an error rate of about 61% over the past 3 years. It is likely that the percentage of clients exiting to permanent housing situations is actually higher than reported.

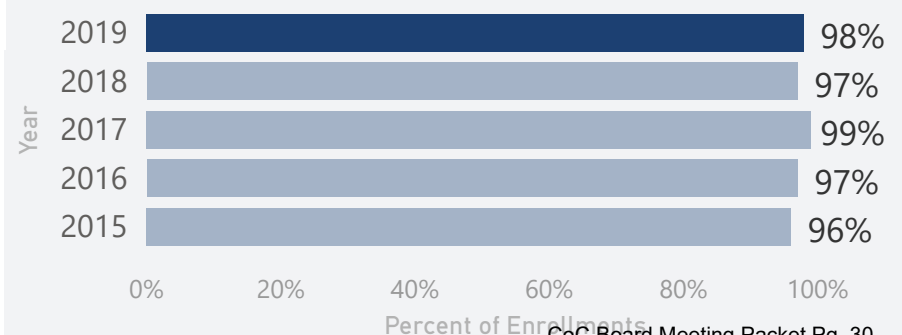
Metric 7.b1: Successful Exits From Emergency Shelter, Safe Haven, Transitional Housing, Rapid Re-Housing



Measure 7.b2 represents the percentage of enrollments in Permanent Supportive Housing and Other Permanent Housing projects with a Housing Move-In Date which either were still enrolled or had exited to a Permanent Housing destination as of the end of the reporting period.

Orange County's score for retention of permanent housing or permanent housing exits from PSH-OPH was 97% in 2018, compared to California's score of 96% and the national score of 96%.

Metric 7.b2: Retention of or Exit to Permanent Housing from Permanent Supportive Housing or Other Permanent Housing



FY2019 - Performance Measurement Module (Sys PM)

Summary Report for CA-602 - Santa Ana, Anaheim/Orange County CoC

Measure 1: Length of Time Persons Remain Homeless

This measures the number of clients active in the report date range across ES, SH (Metric 1.1) and then ES, SH and TH (Metric 1.2) along with their average and median length of time homeless. This includes time homeless during the report date range as well as prior to the report start date, going back no further than October, 1, 2012.

Metric 1.1: Change in the average and median length of time persons are homeless in ES and SH projects.

Metric 1.2: Change in the average and median length of time persons are homeless in ES, SH, and TH projects.

a. This measure is of the client's entry, exit, and bed night dates strictly as entered in the HMIS system.

	Universe (Persons)		Average LOT Homeless (bed nights)			Median LOT Homeless (bed nights)		
	Submitted FY 2018	FY 2019	Submitted FY 2018	FY 2019	Difference	Submitted FY 2018	FY 2019	Difference
1.1 Persons in ES and SH	4987	6637	55	80	25	22	45	23
1.2 Persons in ES, SH, and TH	6188	7733	93	107	14	42	57	15

b. This measure is based on data element 3.17.

This measure includes data from each client's Living Situation (Data Standards element 3.917) response as well as time spent in permanent housing projects between Project Start and Housing Move-In. This information is added to the client's entry date, effectively extending the client's entry date backward in time. This "adjusted entry date" is then used in the calculations just as if it were the client's actual entry date.

The construction of this measure changed, per HUD's specifications, between FY 2016 and FY 2017. HUD is aware that this may impact the change between these two years.

FY2019 - Performance Measurement Module (Sys PM)

	Universe (Persons)		Average LOT Homeless (bed nights)			Median LOT Homeless (bed nights)		
	Submitted FY 2018	FY 2019	Submitted FY 2018	FY 2019	Difference	Submitted FY 2018	FY 2019	Difference
1.1 Persons in ES, SH, and PH (prior to "housing move in")	5712	7206	481	815	334	181	437	256
1.2 Persons in ES, SH, TH, and PH (prior to "housing move in")	6883	8293	466	768	302	201	398	197

FY2019 - Performance Measurement Module (Sys PM)

Measure 2: The Extent to which Persons who Exit Homelessness to Permanent Housing Destinations Return to Homelessness

This measures clients who exited SO, ES, TH, SH or PH to a permanent housing destination in the date range two years prior to the report date range. Of those clients, the measure reports on how many of them returned to homelessness as indicated in the HMIS for up to two years after their initial exit.

After entering data, please review and confirm your entries and totals. Some HMIS reports may not list the project types in exactly the same order as they are displayed below.

	Total # of Persons who Exited to a Permanent Housing Destination (2 Years Prior)	Returns to Homelessness in Less than 6 Months		Returns to Homelessness from 6 to 12 Months		Returns to Homelessness from 13 to 24 Months		Number of Returns in 2 Years	
		FY 2019	% of Returns	FY 2019	% of Returns	FY 2019	% of Returns	FY 2019	% of Returns
Exit was from SO	57	15	26%	3	5%	8	14%	26	46%
Exit was from ES	791	115	15%	18	2%	36	5%	169	21%
Exit was from TH	810	34	4%	22	3%	42	5%	98	12%
Exit was from SH	0	0		0		0		0	
Exit was from PH	1133	39	3%	29	3%	68	6%	136	12%
TOTAL Returns to Homelessness	2791	203	7%	72	3%	154	6%	429	15%

Measure 3: Number of Homeless Persons

Metric 3.1 – Change in PIT Counts

FY2019 - Performance Measurement Module (Sys PM)

This measures the change in PIT counts of sheltered and unsheltered homeless person as reported on the PIT (not from HMIS).

	January 2018 PIT Count	January 2019 PIT Count	Difference
Universe: Total PIT Count of sheltered and unsheltered persons	4955	6860	1905
Emergency Shelter Total	1435	2011	576
Safe Haven Total	0	0	0
Transitional Housing Total	936	888	-48
Total Sheltered Count	2371	2899	528
Unsheltered Count	2584	3961	1377

Metric 3.2 – Change in Annual Counts

This measures the change in annual counts of sheltered homeless persons in HMIS.

	Submitted FY 2018	FY 2019	Difference
Universe: Unduplicated Total sheltered homeless persons	6250	7800	1550
Emergency Shelter Total	5041	6701	1660
Safe Haven Total	0	0	0
Transitional Housing Total	1504	1394	-110

FY2019 - Performance Measurement Module (Sys PM)

Measure 4: Employment and Income Growth for Homeless Persons in CoC Program-funded Projects

Metric 4.1 – Change in earned income for adult system stayers during the reporting period

	Submitted FY 2018	FY 2019	Difference
Universe: Number of adults (system stayers)	929	876	-53
Number of adults with increased earned income	98	81	-17
Percentage of adults who increased earned income	11%	9%	-2%

Metric 4.2 – Change in non-employment cash income for adult system stayers during the reporting period

	Submitted FY 2018	FY 2019	Difference
Universe: Number of adults (system stayers)	929	876	-53
Number of adults with increased non-employment cash income	511	426	-85
Percentage of adults who increased non-employment cash income	55%	49%	-6%

Metric 4.3 – Change in total income for adult system stayers during the reporting period

	Submitted FY 2018	FY 2019	Difference
Universe: Number of adults (system stayers)	929	876	-53
Number of adults with increased total income	569	482	-87
Percentage of adults who increased total income	61%	55%	-6%

FY2019 - Performance Measurement Module (Sys PM)

Metric 4.4 – Change in earned income for adult system leavers

	Submitted FY 2018	FY 2019	Difference
Universe: Number of adults who exited (system leavers)	400	447	47
Number of adults who exited with increased earned income	97	101	4
Percentage of adults who increased earned income	24%	23%	-1%

Metric 4.5 – Change in non-employment cash income for adult system leavers

	Submitted FY 2018	FY 2019	Difference
Universe: Number of adults who exited (system leavers)	400	447	47
Number of adults who exited with increased non-employment cash income	123	133	10
Percentage of adults who increased non-employment cash income	31%	30%	-1%

Metric 4.6 – Change in total income for adult system leavers

	Submitted FY 2018	FY 2019	Difference
Universe: Number of adults who exited (system leavers)	400	447	47
Number of adults who exited with increased total income	198	218	20
Percentage of adults who increased total income	50%	49%	-1%

FY2019 - Performance Measurement Module (Sys PM)

Measure 5: Number of persons who become homeless for the 1st time

Metric 5.1 – Change in the number of persons entering ES, SH, and TH projects with no prior enrollments in HMIS

	Submitted FY 2018	FY 2019	Difference
Universe: Person with entries into ES, SH or TH during the reporting period.	5514	6681	1167
Of persons above, count those who were in ES, SH, TH or any PH within 24 months prior to their entry during the reporting year.	1123	1776	653
Of persons above, count those who did not have entries in ES, SH, TH or PH in the previous 24 months. (i.e. Number of persons experiencing homelessness for the first time)	4391	4905	514

Metric 5.2 – Change in the number of persons entering ES, SH, TH, and PH projects with no prior enrollments in HMIS

	Submitted FY 2018	FY 2019	Difference
Universe: Person with entries into ES, SH, TH or PH during the reporting period.	6786	7903	1117
Of persons above, count those who were in ES, SH, TH or any PH within 24 months prior to their entry during the reporting year.	1444	2142	698
Of persons above, count those who did not have entries in ES, SH, TH or PH in the previous 24 months. (i.e. Number of persons experiencing homelessness for the first time.)	5342	5761	419

FY2019 - Performance Measurement Module (Sys PM)

Measure 6: Homeless Prevention and Housing Placement of Persons defined by category 3 of HUD's Homeless Definition in CoC Program-funded Projects

This Measure is not applicable to CoCs in FY2019 (Oct 1, 2018 - Sept 30, 2019) reporting period.

Measure 7: Successful Placement from Street Outreach and Successful Placement in or Retention of Permanent Housing

Metric 7a.1 – Change in exits to permanent housing destinations

	Submitted FY 2018	FY 2019	Difference
Universe: Persons who exit Street Outreach	3894	4183	289
Of persons above, those who exited to temporary & some institutional destinations	126	947	821
Of the persons above, those who exited to permanent housing destinations	97	161	64
% Successful exits	6%	26%	20%

Metric 7b.1 – Change in exits to permanent housing destinations

FY2019 - Performance Measurement Module (Sys PM)

	Submitted FY 2018	FY 2019	Difference
Universe: Persons in ES, SH, TH and PH-RRH who exited, plus persons in other PH projects who exited without moving into housing	5159	5338	179
Of the persons above, those who exited to permanent housing destinations	2026	2136	110
% Successful exits	39%	40%	1%

Metric 7b.2 – Change in exit to or retention of permanent housing

	Submitted FY 2018	FY 2019	Difference
Universe: Persons in all PH projects except PH-RRH	2668	2855	187
Of persons above, those who remained in applicable PH projects and those who exited to permanent housing destinations	2593	2802	209
% Successful exits/retention	97%	98%	1%

FY2019 - SysPM Data Quality

CA-602 - Santa Ana, Anaheim/Orange County CoC

This is a new tab for FY 2016 submissions only. Submission must be performed manually (data cannot be uploaded). Data coverage and quality will allow HUD to better interpret your Sys PM submissions.

Your bed coverage data has been imported from the HIC module. The remainder of the data quality points should be pulled from data quality reports made available by your vendor according to the specifications provided in the HMIS Standard Reporting Terminology Glossary. You may need to run multiple reports into order to get data for each combination of year and project type.

You may enter a note about any field if you wish to provide an explanation about your data quality results. This is not required.

FY2019 - SysPM Data Quality

	All ES, SH				All TH				All PSH, OPH				All RRH				All Street Outreach			
	2015-2016	2016-2017	2017-2018	2018-2019	2015-2016	2016-2017	2017-2018	2018-2019	2015-2016	2016-2017	2017-2018	2018-2019	2015-2016	2016-2017	2017-2018	2018-2019	2015-2016	2016-2017	2017-2018	2018-2019
1. Number of non-DV Beds on HIC	280	425	944	1155	1339	1186	1018	1059	2418	2392	2663	2612	1018	712	573	663				
2. Number of HMIS Beds	144	290	412	465	1065	862	665	675	2329	2392	2663	2612	1013	653	573	663				
3. HMIS Participation Rate from HIC (%)	51.43	68.24	43.64	40.26	79.54	72.68	65.32	63.74	96.32	100.00	100.00	100.00	99.51	91.71	100.00	100.00				
4. Unduplicated Persons Served (HMIS)		3571	3093	5041		1892	1608	1504		2599	2737	2758		2125	2374	2009		423	785	2318
5. Total Leavers (HMIS)		3272	2643	3958		1223	1078	1042		291	298	324		1311	1457	1154		236	512	1832
6. Destination of Don't Know, Refused, or Missing (HMIS)		2186	1528	2355		95	124	70		35	36	14		99	138	26		204	454	1595
7. Destination Error Rate (%)		66.81	57.81	59.50		7.77	11.50	6.72		12.03	12.08	4.32		7.55	9.47	2.25		86.44	88.67	87.06

Presented by Paul Duncan, OC Health Care Agency

Requested Action:

The requested action of this memo is to approve the revised CoC Board meeting structure as proposed by the Policies Procedures and Standards Ad Hoc, the CoC Board and the community.

Recommended motion to the CoC Board:

Recommend the following committees remain as CoC Board Committees with data analysis integrated in each committee:

- Policies, Procedures and Standards (PPS) Committee
- Coordinated Entry System Committee: committee will meet on a quarterly basis.
- Housing Opportunities Committee: committee will continue meeting monthly and participation from the Commission to End Homelessness is requested

Recommend the following as individual meetings. These meetings will not require CoC Board support to proceed. These meetings will focus on practice and implementation. Any policy recommendations will be evaluated by the Policies, Procedures and Standards Committee:

- Transitional Age Youth (TAY) Collaborative
- Emergency Shelters
- Street Outreach Teams
- Orange County's Homeless Provider Forum: one meeting per year will be held in the South Serving Planning Area and the HPF will host two At Large Meetings per year
- Data and Performance Management

Background summary:

The Policies, Procedures and Standards Ad Hoc met on November 14, 2019 and January 31, 2020 to propose a new meeting structure for the CoC Board. The proposed meeting structure was shared with the CoC Board Retreat on February 7, 2020. It has been recommended that all CoC standing committees will focus on evaluating data and performance as an ongoing task of the committee. The proposed individual meetings are not subject to Brown-Act laws and meetings can operate without CoC Board structure. Additional feedback from the members of the current Data and Performance Management committee was received regarding the recommended feedback. The Data and Performance Management Committee would like to continue meeting without merging the current meeting structure with the monthly HMIS User meeting.

Proposed CoC Committee Meetings

Meetings	Committee Chair/Contact	Notes
Policies Procedures and Standards Committee	Tim Shaw tshaw265@gmail.com Paul Duncan pduncan@ochca.com	- Meets no less than twice a year and as needed for the review of policies, procedures and standards of the Orange County Continuum of Care.
Coordinated Entry System Committee	Patti Long pattil@mercyhouse.net Rebecca Ricketts Rricketts@ochca.com	- Coordinated Entry System policy and priorities. Group creates working groups for tasks (ie) data and evaluation and development of CES policies
Housing Opportunities Committee	Judson Brown JBrown@santa-ana.org Paul Duncan pduncan@ochca.com	- Seeks solutions for current barriers to housing, identifies housing gaps, meets with housing developers

Proposed Individual Meetings in Orange County

Meetings	Chair/Contact	Notes
Orange County's Homeless Provider Forum	Donald Dermit pastordonald77@gmail.com Jocelyn Gaspar jgaspar@ochca.com	- Holds HUD CoC required trainings, provider presentations, updates on the CoC and networking - Provide quarterly CES updates
Data and Performance	Erin DeRycke ederycke@211oc.org Matt Bates mbates@citynet.org	- Discusses HMIS data and performance of RRH, PSH, Street Outreach, etc. and approve data requests
Street Outreach Team	Jason Austin jaustin@ochca.com Christina Weckerly- Ramirez CWeckerly@ochca.com	- Discusses ongoing street outreach efforts, network, outreach provider presentations
Emergency Shelters	Dawn Price dprice@friendshipshelter.org	- Identifies shelter services/gaps to inform the development and delivery of best practice shelter services
TAY collaborative	Becks Heyhoe BecksH@UnitedWayOC.org Karen Betances kbetances@ochca.com	- Discusses TAY focused community efforts, identifies housing and services gaps with the goal of obtaining additional TAY funding.

CoC Board Roster 2020

Board Seat	Name	Organization	Category	Expiring Term Date
Seat 1	Jason Austin	Health Care Agency	Street Outreach Teams/ Mental Health	6/30/20
Seat 2	Judson Brown	City of Santa Ana	Public Housing Authority/ Emergency Solutions Grant/Permanent Supportive Housing Provider	6/30/20
Seat 3	Albert Ramirez	City of Anaheim	Emergency Solutions Grant / Permanent Supportive Housing Provider	6/30/21
Seat 4	Becks Heyhoe	O.C. United Way	At Large	6/30/21
Seat 5	Curtis Gamble	Hope Lifted	Homeless or formerly homeless individual	6/30/20
Seat 6	Jeanne Awrey	O.C. Department of Education	McKinney-Vento/ Families	6/30/21
Seat 7	Pastor Donald Dermit	First International Church	Faith-based Representation / Street Outreach Teams/ Advocacy	6/30/20
Seat 8	Patti Long	Mercy House	Emergency Shelter Provider (Armories, Bridges at Kraemer, and Family Care Center) / Permanent Supportive Housing Providers/ Chronically Homeless	6/30/20
Seat 9	Dawn Price	Friendship Shelter	Chronically Homeless/ Individuals/ Transitional Age Youth / Behavioral Health / Permanent Supportive Housing and Shelter Provider	6/30/21
Seat 10	Tim Shaw	Individual	At Large	6/30/21
Seat 11	George Searcy	Jamboree	Affordable Housing Developer / Permanent Supportive Housing Provider	6/30/21
Seat 12	Matt Bates	City Net	Street Outreach	6/30/20
Seat 13	Vacant	Vacant	At Large	6/30/21
Seat 14	Maricela Rios-Faust	Human Options	Domestic Violence	6/30/20
Seat 15	Natalie Bui	Veteran Affairs (CRRC)	Veterans	6/30/21