

**ORANGE COUNTY  
CONTINUUM OF CARE BOARD  
Wednesday, August 28, 2019  
2:00 PM – 4:00 PM**

**County of Orange  
1300 S. Grand Avenue, Bldg. B  
2<sup>nd</sup> Floor, Conference Room A/B/C  
Santa Ana, CA 92705**

# MINUTES

## Board Member Names

Jason Austin, OC Health Care Agency  
Jeanne Awrey, OC Dept. of Education [Secretary]  
Matt Bates, City Net  
Judson Brown, City of Santa Ana [Chair]  
Paul Cho, Illumination Foundation  
Donald Dermit, The Rock Church  
Curtis Gamble, Hope Lifted  
Dustin Halliwell, Veterans Affairs

Becks Heyhoe, OC United Way  
Patti Long, Mercy House  
Dawn Price, Friendship Shelter [Vice-Chair]  
Albert Ramirez, City of Anaheim  
Maricela Rios-Faust, Human Options  
George Searcy, Jamboree Housing  
Tim Shaw, Individual

### Call to Order – Judson Brown, Chair

Chair Judson Brown called the meeting to order at 2:04 p.m.

### Pledge of Allegiance – George Searcy, Jamboree Housing

George Searcy led the Pledge of Allegiance.

### Invocation/Inspiration – George Searcy, Jamboree Housing

George Searcy led the Pledge of Allegiance.

### Board Member Roll Call – Jocelyn Gaspar, OC Community Resources

Present: Matt Bates, Judson Brown, Donald Dermit, Dawn Price, George Searcy, Curtis Gamble, Becks Heyhoe, Tim Shaw, Albert Ramirez, Paul Cho, Dustin Halliwell, Jeanne Awrey, Patti Long,

Absent Excused: Jason Austin, Maricela Rios-Faust

**Public Comments:** Members of the public may address the Continuum of Care Board on items listed within this agenda or matters not appearing on the agenda so long as the subject matter is within the jurisdiction of the Continuum of Care Board. Comments will be limited to three minutes. If there are more than five public speakers, this time will be reduced to two minutes.

Elizabeth Andrade from Mercy House commented on the 2019 CoC NOFA Ad Hoc recommendations and the CoC NOFA Bonus Request for Proposals recommendations.

Paul Hyek commented on the Mercy House operations at Bridges at Kraemer Place.

Yvette Ahlstrom from Illumination Foundation commented on the 2019 CoC Continuum of Care NOFA Recommendations.

## **Welcome and Introductions** - Judson Brown, Chair

Chair Judson Brown welcomed the Continuum of Care Board members and attendees.

## **CONSENT CALENDAR**

*All matters are approved by one motion unless pulled by a Board Member for discussion or separate action. The CoC Board requests that only pertinent information be discussed during this time.*

### **1. Approve Continuum of Care Board Meeting Minutes from June 26, 2019.**

### **2. Continuum of Care Committee Reports**

- A. Coordinated Entry System
- B. Data and Performance
- C. Emergency Shelters
- D. Housing Opportunities
- E. Orange County's Homeless Provider Forum
- F. Street Outreach Team

Tim Shaw motioned to approve the Consent Calendar. Patti Long seconded the motion. The motion passed by unanimous consent.

## **BUSINESS CALENDAR**

### **1. 2019 Continuum of Care Notice Of Funding Availability (NOFA) Ad Hoc Background – Shannon Legere, OC Community Resources**

Shannon Legere presented the CoC NOFA Ad Hoc process for CoC project tiering process for this year's CoC NOFA. The Annual Renewal Demand (ARD) is \$23,388,929, Tier 1 is 94% of the ARD (\$21,985,593) and Tier 2 is the remaining 6% of the ARD (\$1,403,336).

All project renewals and bonus projects are tiered. The annual CoC Planning Grant is not tiered. During the tiering process, the CoC NOFA Ad Hoc developed eight different tiering scenarios by utilizing a variety of variables such as project scores, project scores by project type, project performance, total score with unspent funds, housing first score and the number of households served by project.

The Tiering recommendation determined by the CoC NOFA Ad Hoc uses total project scores, meets a gap in the Orange County CoC system, prioritizes clients served and prioritizes housing first.

### **2. 2019 Continuum of Care NOFA Ad Hoc Recommendations – CoC Ad Hoc Committee**

Tim Shaw discussed the tiering priorities and evaluation process from the CoC NOFA Ad Hoc that was utilized to come to a recommendation on the tiering order for the 2019 CoC NOFA. The Ad Hoc agreed that the recommendation is most in line with how each project scored using the approved rating and ranking process.

The CoC Board voted on the recommendation to approve the tiering order as recommended by the 2019 NOFA Ad-Hoc Committee to be included in the FY 2019 CoC Priority Listing.

Nine CoC Board members voted in favor of the recommendation, one voted against the recommendation and three abstained from voting. The motion passed.

### **3. 2019 CoC NOFA Bonus Funding Request for Proposals (RFP) Recommendations – CoC Ad Hoc Committee and RFP Review Panel.**

Tim Shaw shared that a total of three project applications were reviewed for the 2019 bonus funding, one Domestic Violence Bonus project and two CoC Bonus projects. Three non-conflicted panel members thoroughly reviewed the RFPs and scored each application. The panel reviewed each project for cohesiveness between the program plan and budget, the impact of the project on our CoC, capacity, service plan, project readiness and housing first.

The CoC Board voted on the recommendation to approve the following bonus projects as recommended by the 2019 NOFA Ad-Hoc Committee and the RFP Review Panel to be included in the FY 2019 CoC NOFA:

- CoC Bonus - RRH Collaborative Project by Mercy House Living Centers for \$1,169,446.
- Domestic Violence Bonus - Joint Transitional Housing and Rapid Rehousing Project by Interval House for \$810,263.

Nine CoC Board members voted in favor of the recommendation, four abstained from voting. The motion passed.

#### 4. **CoC Board Chair Elections – OC Community Resources Staff**

Staff led the election process for CoC Board Chair, Vice Chair and Secretary.

Dawn Price nominated George Searcy for CoC Board Chair. Becks Heyhoe seconded the nomination. Curtis Gamble nominated Donald Dermit for CoC Board Chair. Dustin Halliwell seconded the nomination. Both nominees accepted the nomination. The CoC Board members casted their vote by a show of hands. The newly elected Chair of the CoC Board for the term beginning September 2019-August 2020 is George Searcy.

Becks Heyhoe nominated Tim Shaw for CoC Board Vice Chair. Dawn Price seconded the nomination. Curtis Gamble nominated Donald Dermit for CoC Board Vice Chair. Dustin Halliwell seconded the nomination. Both nominees accepted the nomination. The CoC Board members casted their vote by a show of hands. The newly elected Vice Chair of the CoC Board for the term beginning September 2019-August 2020 is Tim Shaw.

Dawn Price nominated Jeanne Awrey for CoC Board Secretary. Patti Long seconded the nomination. Curtis Gamble nominated Donald Dermit for CoC Board Secretary. Dustin Halliwell seconded the nomination. Both nominees accepted the nomination. The CoC Board members casted their vote by a show of hands. The newly elected Secretary of the CoC Board for the term beginning September 2019-August 2020 is Jeanne Awrey.

#### 5. **Board Member Comments**

Becks Heyhoe, Paul Cho, Matt Bates, Dawn Price, Curtis Gamble, Jeanne Awrey, George Searcy, Dustin Halliwell and Judson Brown shared Board member comments.

**Adjournment:** meeting adjourned at 3:10 p.m.

**Next Meeting:** September 11, 2019 – Special CoC Board Meeting

**Orange County**  
**Continuum of Care Board Meeting**  
**Building B, 2<sup>nd</sup> Floor, Conference Room A/B**  
**1300 S. Grand Avenue**  
**Santa Ana, CA 92705**

For Further Information Regarding the Orange County Continuum of Care:

<http://www.occommunityservices.org/hcd/homeless/coc>

For Further Information Regarding the Orange County Commission to End Homelessness:

<http://www.ocgov.com/gov/ceo/care/commendhom>

**ORANGE COUNTY  
CONTINUUM OF CARE BOARD  
SPECIAL MEETING  
Wednesday, September 11, 2019  
2:00 PM – 4:00 PM**

**County of Orange  
1300 S. Grand Avenue, Bldg. B  
2<sup>nd</sup> Floor, Conference Room A/B  
Santa Ana, CA 92705**

# **MINUTES**

## **Board Member Names**

Jason Austin, OC Health Care Agency  
Jeanne Awrey, OC Dept. of Education [Secretary]  
Matt Bates, City Net  
Judson Brown, City of Santa Ana  
Paul Cho, Illumination Foundation  
Donald Dermitt, The Rock Church  
Curtis Gamble, Hope Lifted  
Dustin Halliwell, Veterans Affairs

Becks Heyhoe, OC United Way  
Patti Long, Mercy House  
Dawn Price, Friendship Shelter  
Albert Ramirez, City of Anaheim  
Maricela Rios-Faust, Human Options  
George Searcy, Jamboree Housing [Chair]  
Tim Shaw, Individual [Vice-Chair]

## **Call to Order** – George Searcy, Chair 2:04

Chair George Searcy called the meeting to order at

## **Pledge of Allegiance** – Judson Brown, City of Santa Ana

Judson Brown led the Pledge of Allegiance.

## **Board Member Roll Call** – Jocelyn Gaspar, OC Community Services

Present: Matt Bates, Judson Brown, Donald Dermitt, George Searcy, Curtis Gamble, Tim Shaw, Albert Ramirez, Dustin Halliwell, Patti Long

Absent Excused: Jason Austin, Jeanne Awrey, Paul Cho, Dawn Price, Maricela Rios-Faust, Becks Heyhoe

**Public Comments:** Members of the public may address the Continuum of Care Board on items listed within this agenda or matters not appearing on the agenda so long as the subject matter is within the jurisdiction of the Continuum of Care Board. Comments will be limited to three minutes. If there are more than five public speakers, this time will be reduced to two minutes.

None.

## **Welcome and Introductions** – George Searcy, Chair

Chair George Searcy welcomed Continuum of Care Board members and attendees.

## **CONSENT CALENDAR**

*All matters are approved by one motion unless pulled by a Board Member for discussion or separate action. The CoC Board requests that only pertinent information be discussed during this time.*

**1. Approve the Continuum of Care Board Special Meeting Minutes from August 2, 2019.**

Matt Bates motioned to approve the Continuum of Care Board Special Meeting Minutes from August 2, 2019. Patti Long seconded the motion. The motion passed by unanimous consent.

**BUSINESS CALENDAR**

**1. Approve the Continuum of Care Governance Charter Revisions – Governance Charter Ad Hoc**

Chair George Searcy, CoC Governance Charter Ad Hoc member, shared the revisions made to the CoC Governance Charter as reviewed by the Governance Charter Ad Hoc. The CoC Board recommended to amend the motion to direct staff review the difference between Bylaws and Governance Charter and include a summary on the intersection and differences between the Commission to End Homelessness and the CoC Board.

George Searcy motioned to approve the Orange County CoC Governance Charter revisions as recommended and direct staff to review the naming convention of Governance Charter compared to Bylaws and include a summary on the CoC Board and the Commission to End Homelessness.

Donald Dermit motioned to approve the motion. Judson Brown seconded the motion. The motion passed by unanimous consent.

**2. Approve the Coordinated Entry System (CES) Policies and Procedures – Rebecca Ricketts, CES Coordinator, OC Community Resource and Patti Long, CES Steering Committee Chair**

Patti Long and Rebecca Ricketts presented on the background that led to the updated CES Policies and Procedures. Over the past 12 months, CES for individuals completed a road test to learn from modifications of the CES policies, especially with prioritization policies. Policy changes include the prioritization framework, use of case conferencing and alignment of policies for all sub-populations.

Tim motioned to approve the CES Policies and Procedures as recommended. Curtis Gamble seconded the motion. The motion passed by unanimous consent.

**3. Homeless Management Information System (HMIS) Policies and Procedures Revisions – Erin DeRycke, HMIS Lead, 2-1-1 Orange County and Zulima Lundy, Office of Care Coordination, County of Orange**

Erin DeRycke and Zulima Lundy presented on the HMIS Policies and Procedures revisions. The HMIS Policies and Procedures are currently in draft form and will be circulated to participating agencies to receive feedback. Highlights and discussion included changes to the data quality plan, licensing fees, Agency Administrator responsibilities and data release. Feedback on the HMIS Policies and Procedures are due September 20, 2019.

**4. Housing Opportunities Chair Appointment – George Searcy, Chair**

Chair George Searcy nominated Judson Brown as the Housing Opportunities Chair. Tim Shaw seconded the appointment. Judson Brown accepted the appointment. The motion passed by unanimous consent.

**5. Board Member and Staff Comments**

Albert Ramirez and Curtis Gamble shared CoC Board member comments. Shannon Legere shared staff comments.

**Next Meeting:** September 25, 2019

**Orange County  
Continuum of Care Board Meeting  
Building B, 2<sup>nd</sup> Floor, Conference Room A/B  
1300 S. Grand Avenue  
Santa Ana, CA 92705**

For Further Information Regarding the Orange County Continuum of Care:  
<http://www.occommunityservices.org/hcd/homeless/coc>

For Further Information Regarding the Orange County Commission to End Homelessness:  
<http://www.ocgov.com/gov/ceo/care/commendhom>

DRAFT

**Executive Summary**

The following report presents and analyzes data collected by the Orange County Continuum of Care's (CoC) Shelter Committee between February 10 and May 10, 2019. The intention of the report was to gather information to better understand Orange County's current system of emergency shelters and to identify gaps and areas for growth within that system. In total, 75% of the emergency shelters (representing 89% of the emergency shelter beds) listed in the CoC's 2019 HUD Housing Inventory count (HIC) participated in the survey. For a list of survey respondents included in the report, reference Table 3 and Table 4 on page 2. For a list of survey respondents excluded from the report, reference Table 5 on page 20. The data collected from this survey was analyzed and compared against data from the 2019 Point in Time (PIT) count, including analysis by Service Planning Area (SPA).

A total of 31 surveys, representing 2,644 system beds, were collected in this effort. Since the purpose of this report is to understand the system of emergency shelters available year-round for the general homeless population, the subcommittee focused on 22 shelters, representing 1,958 beds, in this analysis. Thus, seasonal shelters as well as shelters for special populations (e.g. domestic violence, pregnancy) and transitional housing programs were not included in this analysis. More information on how shelters were selected for the report is included in the Methodology Section (page 20).

**Table 1: Year-round emergency shelter beds per household type compared with 2019 PIT**

Household Type	Number of Beds	Percent of Total Beds	People in PIT	Percent of PIT Population	Percent of Beds to People in PIT
Families	377	19%	1,550	23%	24%
Individuals	1,581	81%	5,296	77%	30%
Total	1,958	100%	6,846	100%	29%

**Table 2: Year-round emergency shelter beds by Service Planning Area compared with 2019 PIT**

Service Planning Area	Number of Beds	Percent of Total Beds	People in PIT	Percent of PIT Population	Percent of Beds to People in PIT
North	804	41%	2,757	40%	29%
Central	1,030	53%	3,327	49%	31%
South	124	6%	762	11%	16%
Total	1,958	100%	6,846	100%	29%

As shown in the tables on the previous page, the 1,958 year-round emergency beds reflected in this analysis include 1,581 beds for individuals and 377 beds for families. From this point forward in this report, unless otherwise noted, the data presented here refers to these year-round shelter beds (listed in Table 3 and Table 4) and how their availability compares to total PIT counts (sheltered and unsheltered). The survey inquired about various aspects of shelter operations including data collection methods, staff ratios, trainings, and services offered. Information was also collected about a variety of requirements for shelter intake eligibility, such as method of shelter access.

**Table 3: Year-round shelters serving individuals included in report**

Service Planning Area	Agency Name	Shelter Program Name	Bed Capacity
North	Illumination Foundation	La Mesa Shelter	90
	Mercy House	Bridges at Kraemer Place	200
	Salvation Army	Anaheim Emergency Shelter	224
	Total		514
Central	Build Futures	Emergency Shelter Youth Housing	35
	Grandma's House of Hope	Rescued and Restored	135
	Mercy House	Costa Mesa Bridge Shelter	50
		The Link	160
	Midnight Mission	Courtyard Orange County	425
	Salvation Army	Hospitality House	75
	Temporary Shelter Inc.	Tustin Emergency Shelter	41
	WisePLACE	SAFEPlace	60
	Total		981
South	Family Assistance Ministries	Gilchrist House	16
	Friendship Shelter	ASL	40
		Bridge Housing Program	30
	Total		86
Grand Total			1,581

**Table 4: Year-round emergency shelters serving families included in report**

Service Planning Area	Agency Name	Shelter Program Name	Bed Capacity
North	Family Promise of OC	Family Promise Emergency Shelter	14
		Illumination Foundation	12
		Therault House	52
		Tina Pacific	48
	Mercy House	Family CareCenter	56
	Pathways of Hope	New Vista	52
		Via Esperanza	56
	Total		290
Central	Mercy House	The Link	40
	Temporary Shelter Inc.	Tustin Temporary Emergency Shelter	9
	Total		49
South	Family Assistance Ministries	FAMILY House	38
	Total		38
Grand Total			377



## Findings

Some of the most significant findings from this current analysis include:

### ***There are many strengths in the Orange County emergency shelter system:***

- The shelter system capacity is increasing. Some new shelters were added while conducting the survey and others opened their doors after data collection concluded on May 10. Still others are planned in the coming months following the issuance of this report.
- Providers within the system are demonstrating that they value staff training and competence; 70 percent of shelter providers reported independently providing the following training components for shelter staff: Harm Reduction, Housing First, First Aid/CPR, Mental Health/First Aid, Motivational Interviewing, Staff Self-Care, and Substance Abuse.
- Almost all shelter operators are participating in Orange County's Homeless Management Information System (HMIS), with only four not in HMIS.
- Very few (9 percent for individuals and 14 percent for families) of shelter beds in the system required sobriety in order to access a shelter bed.
- 69 percent of the emergency shelters accept program participants' pets at their facilities.

### ***There are too few year-round emergency shelter beds in Orange County to meet the demands of the types of people experiencing homelessness, and they are not located according to the geographic distribution of need as demonstrated in the PIT count:***

- At the time of the survey, the emergency shelter system included beds for fewer than one-third of total number of people counted in the PIT.
  - ▶ The South SPA has the lowest percentage of beds at 16 percent of its PIT count.
- Emergency shelter beds are not distributed across all regions.
  - ▶ 82 percent of the system's family beds are located in the North SPA.
  - ▶ Nearly half (45 percent) of the total emergency shelter beds in the system are located in a single city within the Central SPA.
- Some subpopulations that might benefit from dedicated shelter bed programs have little or no dedicated beds. There are subpopulation-specific beds for only 13 percent of transitional aged youth and no veteran-specific beds.

***Policies at shelters for individuals regarding access and availability limit swift placement in shelter for many.***

- Only 35 percent of system beds for individuals are available by walk-up access (defined as a method of shelter operation that permits an individual to have immediate access to a shelter program by physically traveling to the shelter, without prior arrangement or referral).
- 42 percent of system beds are restricted to individuals or families with geographic ties to the city in which the shelter is located; an additional 18 percent include a geographic preference. These requirements, often initiated/required by funding source for a variety of reasons, limit the shelter providers from working as a coordinated system.

More comprehensive data is included in the report following this narrative section.

## How This Data Affects People Experiencing Homelessness

The data revealed by the survey has real-world implications for people experiencing homelessness in Orange County. The stories presented below are fictional representations of how specific individuals and families might encounter Orange County's shelter system and are intended to help readers understand the implications of specific characteristics of the system.

### ***Geoff & Sparky***

Geoff and his pet Pomeranian Sparky are experiencing homelessness in the South SPA. A few days ago his wallet fell out of his pocket while he was sleeping on the bus, and he has lost his ID. He does not remember enough of his personal information to fill out a form for a background check. Because of the factors listed above, there are no beds available for Geoff in the South SPA. Even if he is able to make his way to the Central or North SPAs, based on his current situation Geoff has access to less than half of the beds available in the entire individual emergency shelter system.

### ***The Yang Family***

The Yang family is a family of four people and one pet. They are comprised of a male and female parent, a 13-year-old daughter, a 10 year-old daughter, and a pet cat. They are currently experiencing homelessness in the Central SPA. Because they are undocumented, they are unwilling to consent to a background check. There are only 56 beds available to the Yang family in the family emergency shelter system. These 56 beds are in the North SPA. Only 12 percent of the total beds in the family emergency shelter system are available to the Yang family.

### ***Markita***

Markita is experiencing homelessness in the North SPA, but she has no strong and provable ties to the area. She refuses to take a drug test or to consent to a background check because her mental health diagnosis causes her to experience paranoia. Because of the factors listed above, there are no beds available to Markita in the North SPA, and because of her behavioral health symptoms she may be reluctant to travel beyond her immediate area.

### ***The Sobrero Family***

Amanda Sobrero is a 19 year-old woman with a newborn son, Elias. They have slept in Amanda's car in the coastal region of the Central SPA for the last two nights. Amanda is a drug user and refuses to consent to a drug test, or consent to remain sober during enrollment at a family shelter. She does not have identification. She also has no strong ties to any cities in the Central or North SPAs as she lived in the South SPA prior to leaving home at age 18. Due to the factors listed above, Amanda will have to travel to the North SPA where there are 175 beds available for her. Only 37% of the beds in the entire system are available to the Sobrero family.

## Recommendations

The CoC Shelter Committee is making the following recommendations for consideration by the CoC Board, based on the survey findings. These recommendations are informed by the committee's understanding of accepted best practices for emergency shelters as expressed by the US Department of Housing and Urban Development (HUD), the US Interagency Council on Homelessness (USICH) and the National Alliance to End Homelessness (NAEH).

***An ideal shelter system in Orange County would have room for all who are experiencing homelessness and seeking shelter. Therefore, the system should continue its recent expansion of shelter opportunities as well as work to ensure flow through shelters and into housing opportunities.*** This means adding beds, encouraging housing-focused shelter operation models, and creating more housing opportunities that shorten shelter stays and thus create bed turnover.

***One way to increase availability of shelter for all would be to ensure dynamic, responsive shelter opportunities that can more easily adapt to changing needs.*** All SPAs need more low barrier beds, with the South SPA having the most acute need in terms of the ratio of beds to homeless population. To improve flexibility, the committee suggests that when feasible, shelters adopt prioritization rather than restriction when working to focus on a specific population. For example, because more than 40% of shelter beds are restricted for use only to people who have ties to specific geographic regions, Orange County's shelter system is not easily able to adapt to changes in the homeless population's needs or location. By focusing on prioritization rather than restriction, communities could retain their desire to serve local individuals first while making beds available when not in use. This could make room for prioritizing subpopulations such as veterans.

***While flexibility is key in most cases, some special populations are best served in shelter programs designed and designated for them – and development of those shelters is needed.*** Populations needing special attention in this way include transitional aged youth and medically frail individuals (including but not exclusively those in recuperative care).

***Shelter should be more easily accessible, especially to ensure that an individual experiencing homelessness can understand processes and find shelter on their own without the assistance of a referring agency.*** Few shelters – including none in the North SPA – allow walk-up services (that is, available for immediate access without a referral or participation in a bed reservation/enrollment process). An alternative to more walk-up shelters would be a robust navigation center system like that implemented by Orange County's family shelter system.

***While most shelters are engaging in their own training activities, a coordinated system-wide training program would preserve individual shelter resources and encourage collaboration among shelters.*** Toward this end, the CoC Board Shelter Committee would like to work with County staff to develop and implement a common training curriculum with regularly-scheduled sessions that can ensure each shelter worker across the system experiences similar training and develops best-practices skills and knowledge.

***Shared shelter operation standards would be helpful in ensuring that individual shelters are operating together as a system, with shared goals and practices.*** While not a focus of this survey or report, in the process of analyzing data the committee noticed a need for common understandings and practices in operating shelters. Toward this end, the CoC Board Shelter Committee would like to work with County staff to convene shelter providers and jointly develop shared shelter practices regarding health, safety and operations.

## **Detailed Data**

Data highlights supporting summarized findings and recommendations are included on the following pages. An interactive version of the data is available at [URL TBD]

## Emergency Shelter Survey Report

Figure 1

Total Survey Beds Compared to PIT Count

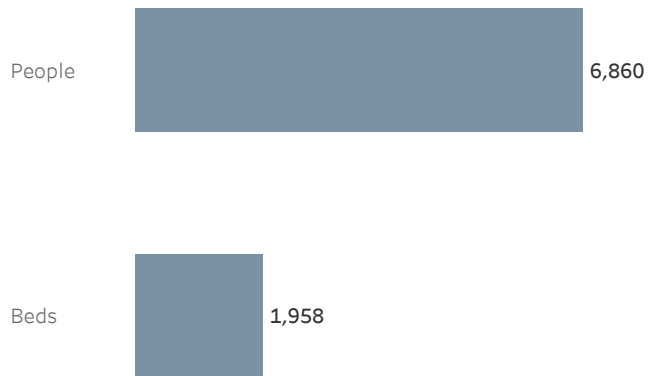


Figure 2

Total Survey Beds Compared to PIT Count by SPA

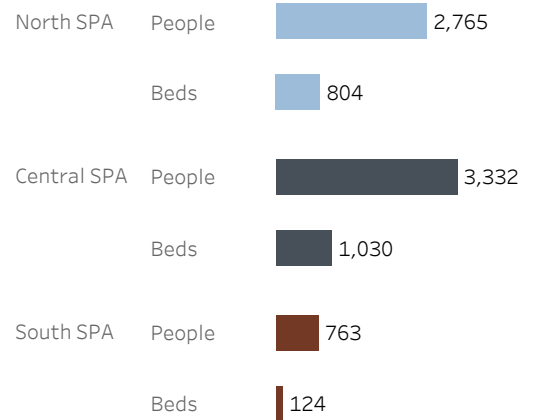


Figure 3

Shelter Beds Mapped by Service Planning Area

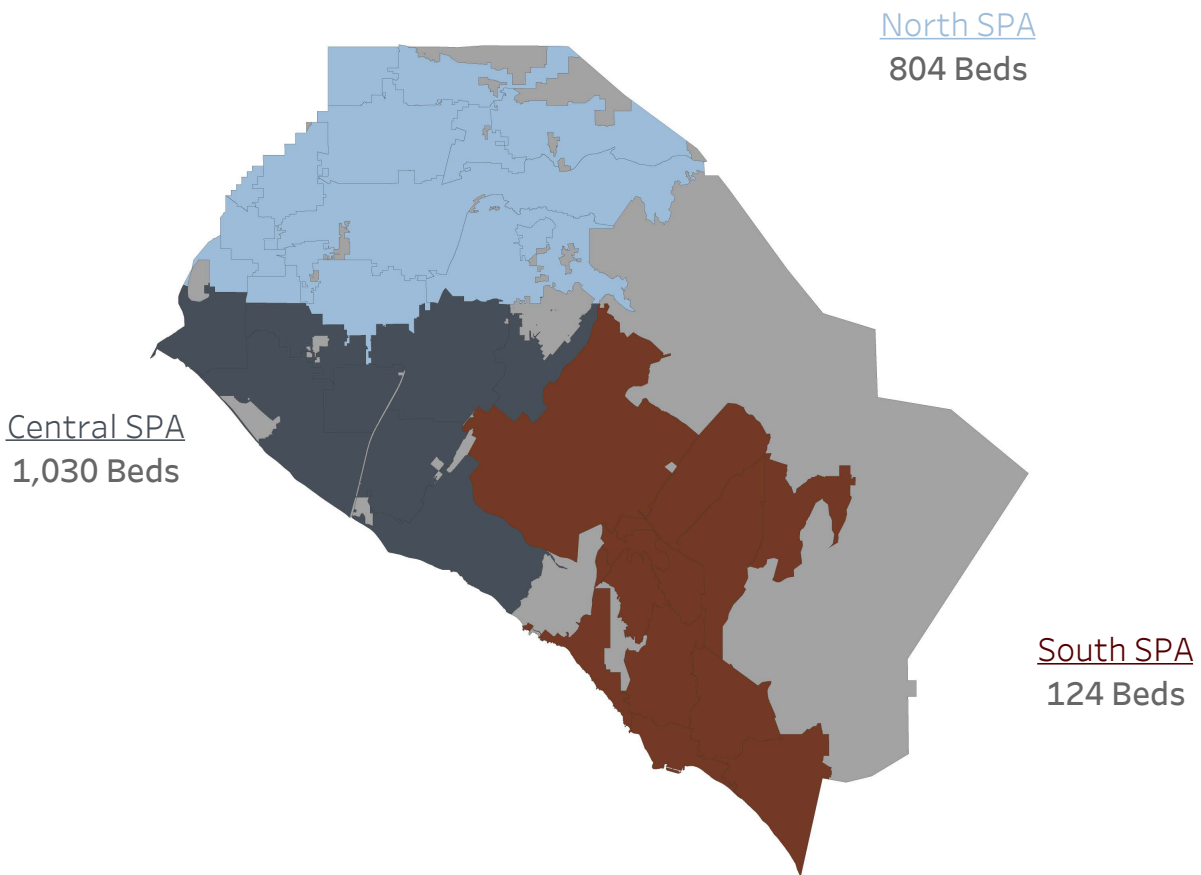


Figure 4

## Dedicated Survey Beds Compared to PIT Subpopulations

- There are beds for 24% of families counted in the PIT
- There are beds for 28% of individuals counted in the PIT
- There are no emergency shelter beds specifically for veterans
- There are specific beds for 13% of the transitional aged youth population counted in the PIT
- The graphs on this page contain duplications, for instance, a veteran can also be a transitional aged youth

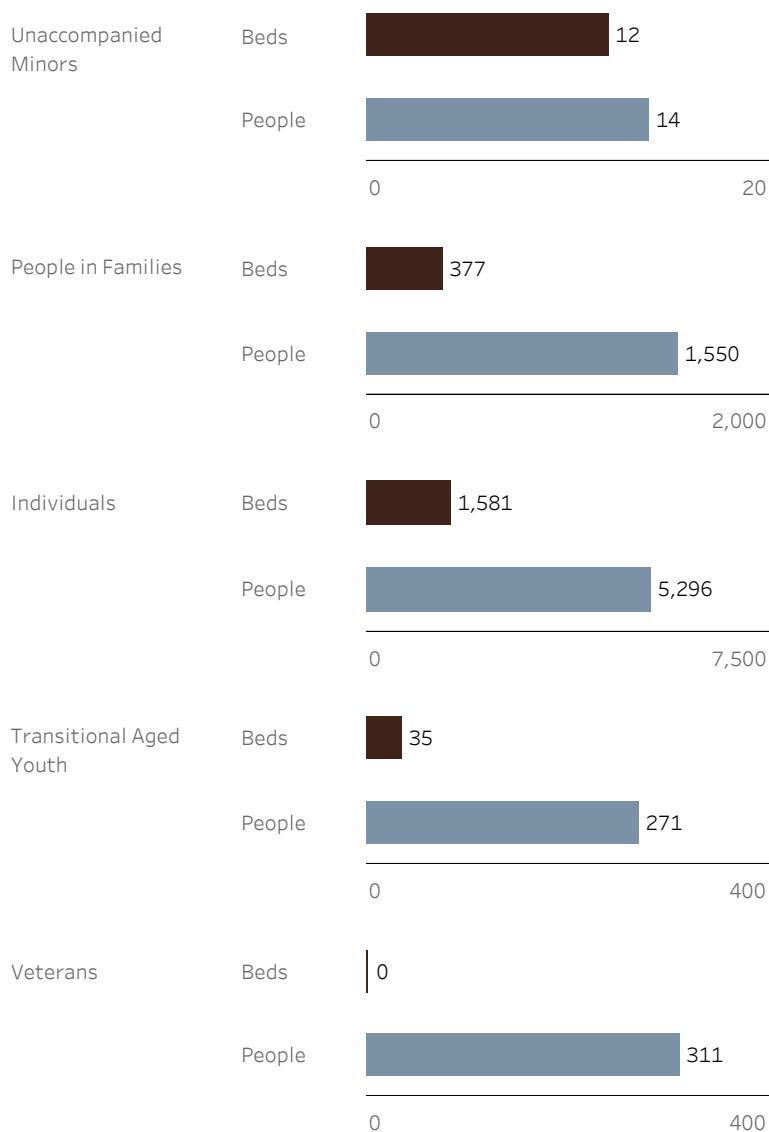


Figure 5

## Domestic Violence Beds Compared to Unsheltered PIT Count

- The system has beds for 54% of the unsheltered PIT domestic violence population

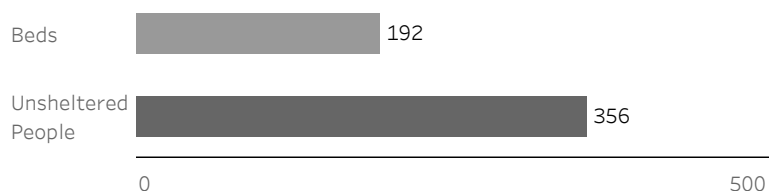


Figure 6

Beds for Individuals Requiring Ties to a Geographic Region n=1581

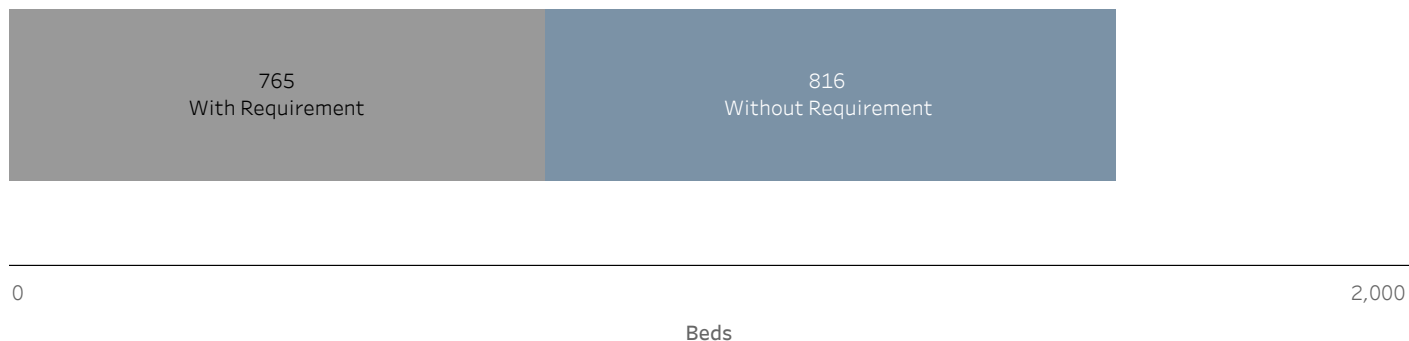


Figure 7

Beds for Individuals Requiring Ties to a Geographic Region by SPA  
n=1581

- All beds for individuals in the North SPA require ties to that geographic region

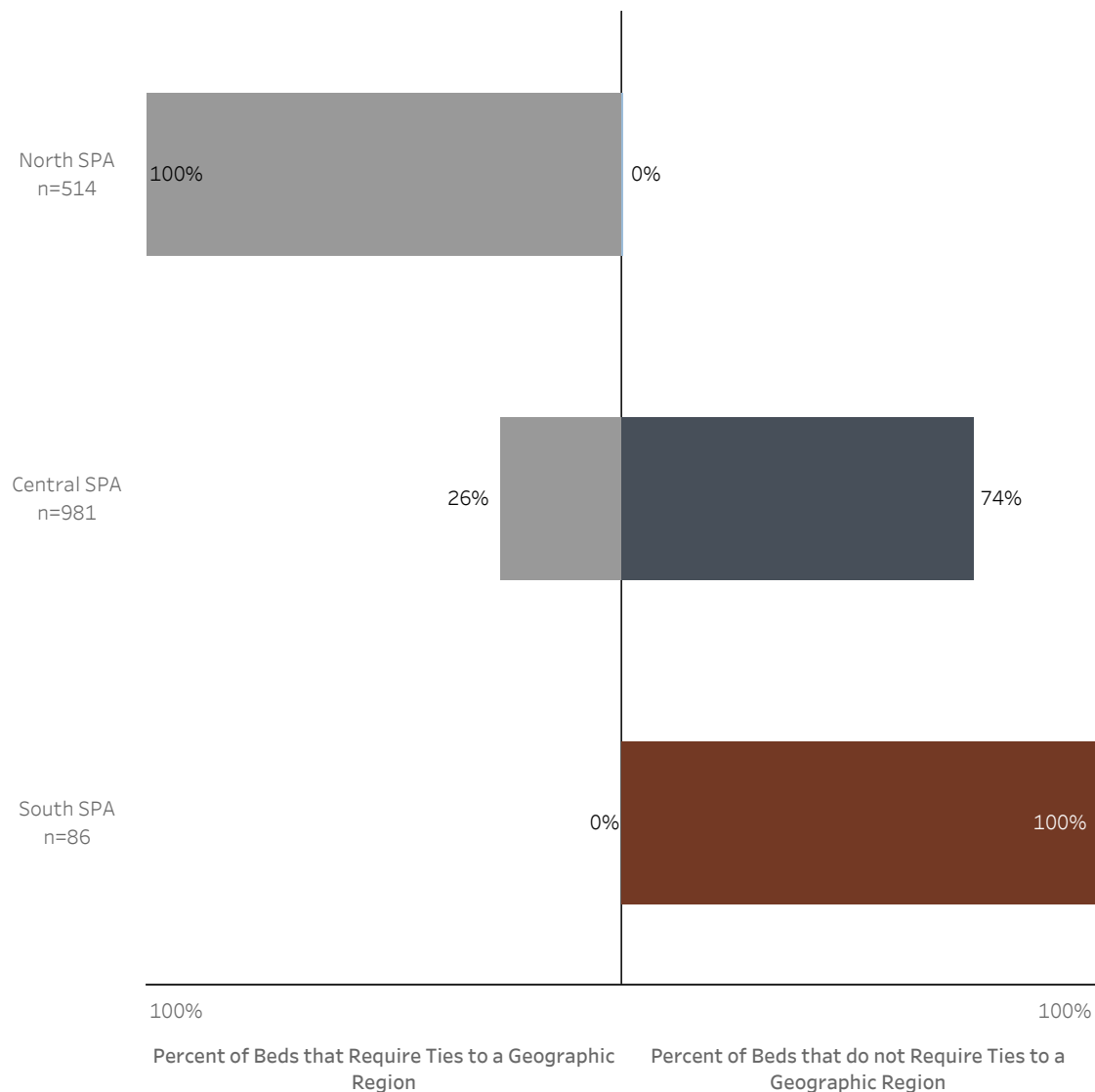
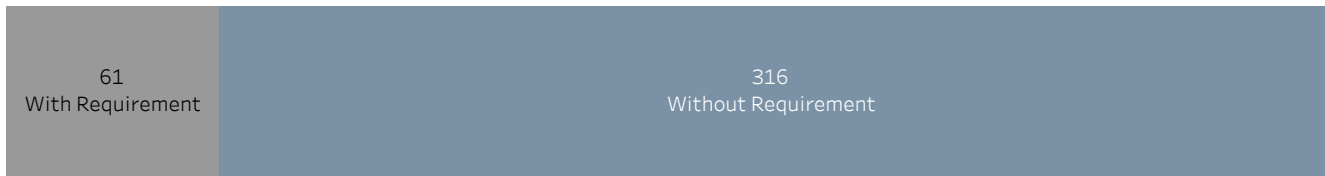




Figure 8

Beds for Families Requiring Ties to a Geographic Region n=377



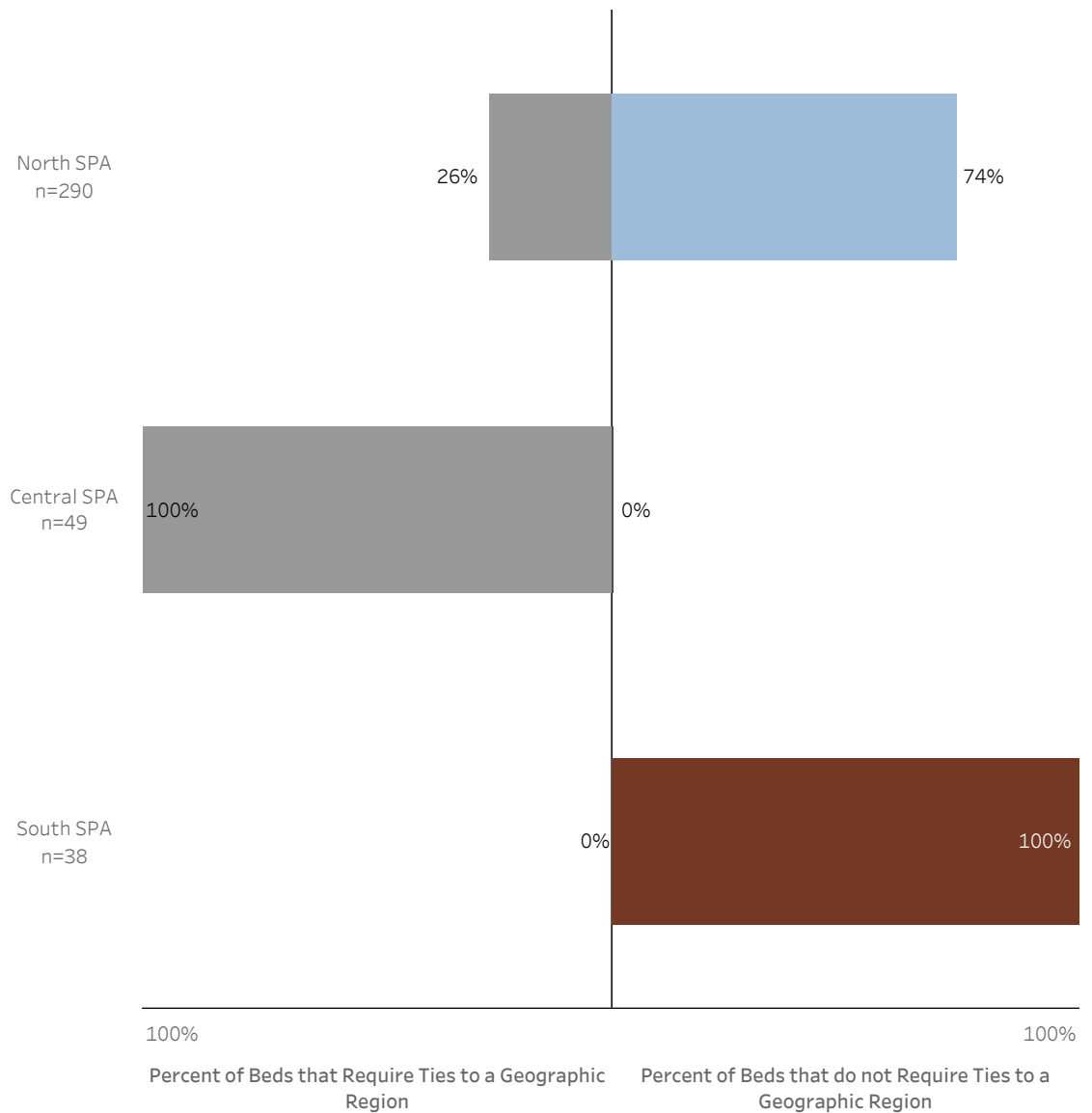
0

Beds

Figure 9

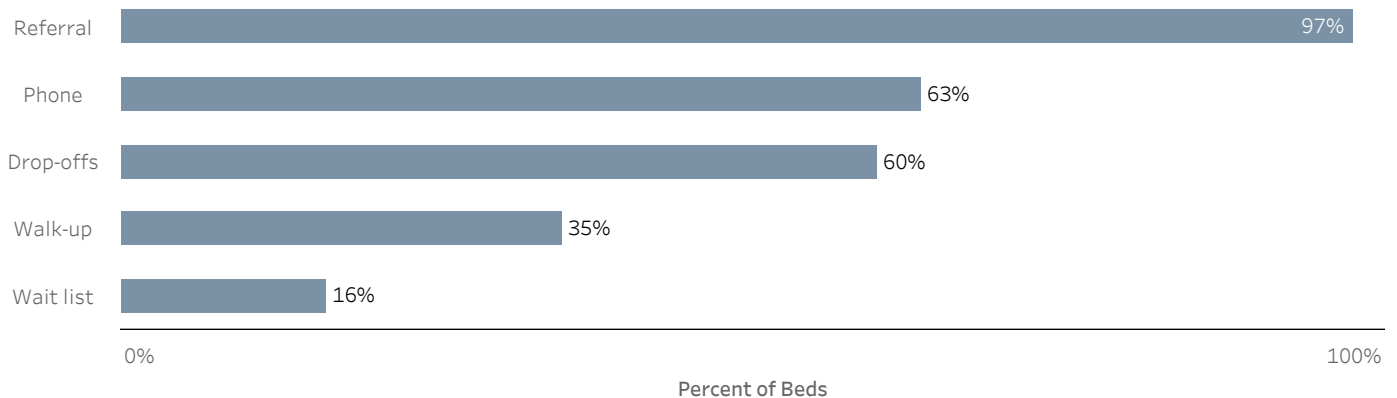
Beds for Families Requiring Ties to a Geographic Region by SPA n=377

- All beds for families in the Central SPA require ties to that geographic region



**Figure 10**

## Methods of Shelter Access for Individuals n=1581



### Definitions:

**REFERRALS** are client-based agreements between shelter operators and referring organizations (other organizations, County departments, police, etc.) In these situations, the client's admittance to the shelter is negotiated or arranged in advance between the operator and the referring organization.

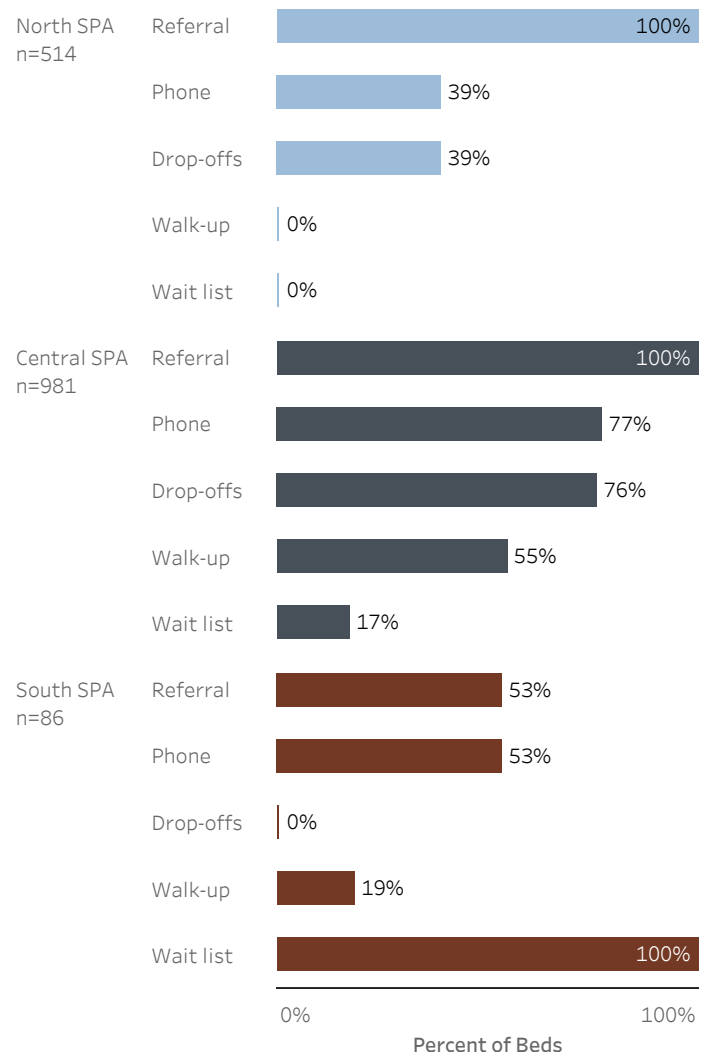
**DROP-OFFS** are organization-based agreements that occur when the shelter operator and another entity (outreach, police, etc.) have a standing arrangement that allows the entity to transport a person to a shelter without prior notice.

**WALK-UPS** are defined as a method of shelter operation that permits an individual experiencing homelessness to receive immediate access to a shelter program by physically traveling to the shelter, without prior arrangement or referral.

- The majority of beds for individuals can be accessed by referral, drop offs, and via the phone
- 35% of individual beds are available by walk-up
- The North SPA has no walk-up options for shelter access for individuals

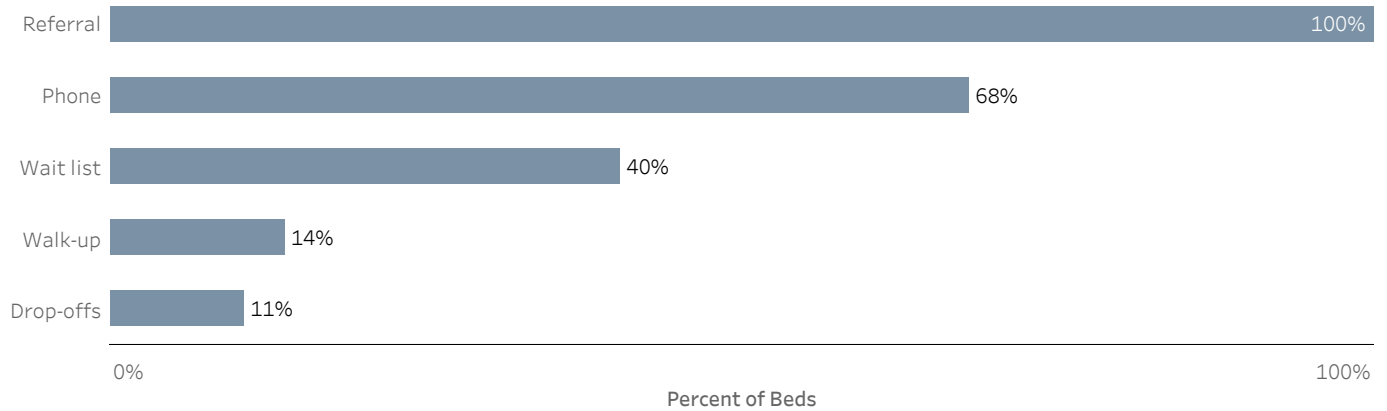
**Figure 11**

## Individual Access by SPA n=1581



**Figure 12**

## Methods of Shelter Access for Families n=377



### Definitions:

**REFERRALS** are client-based agreements between shelter operators and referring organizations (other organizations, County departments, police, etc.) In these situations, the client's admittance to the shelter is negotiated or arranged in advance between the operator and the referring organization.

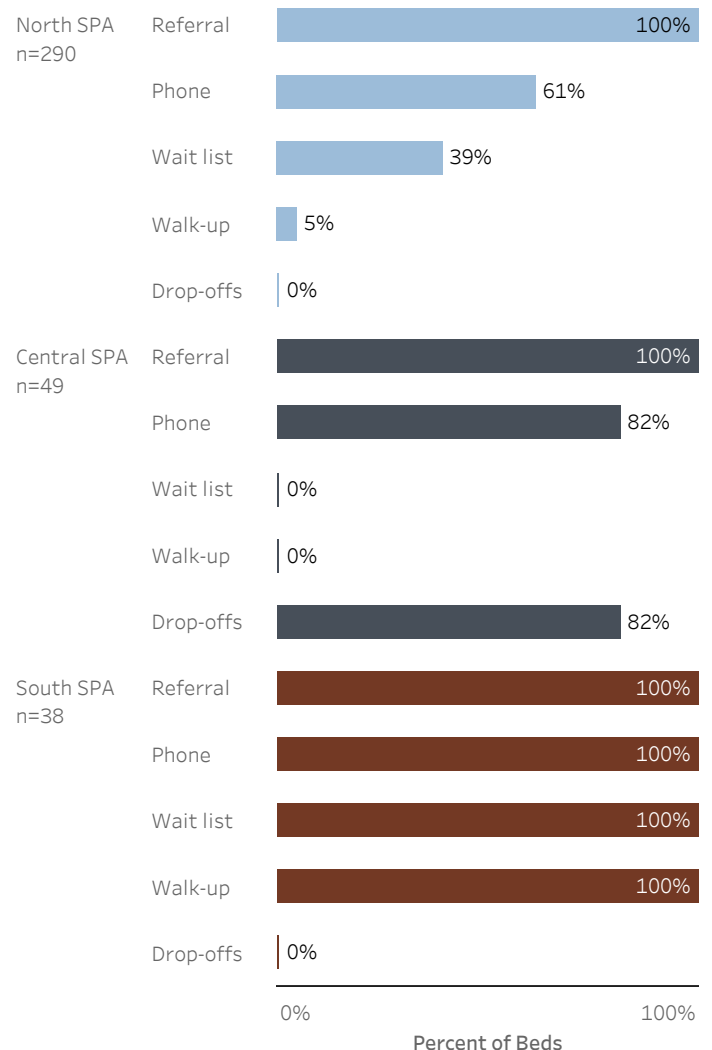
**DROP-OFFS** are organization-based agreements that occur when the shelter operator and another entity (outreach, police, etc.) have a standing arrangement that allows the entity to transport a person to a shelter without prior notice.

**WALK-UPS** are defined as a method of shelter operation that permits an individual experiencing homelessness to receive immediate access to a shelter program by physically traveling to the shelter, without prior arrangement or referral.

- The majority of family beds must be accessed by referral or phone
- Only 14% of beds for families are available by walk-up

**Figure 13**

## Family Access by SPA n=377



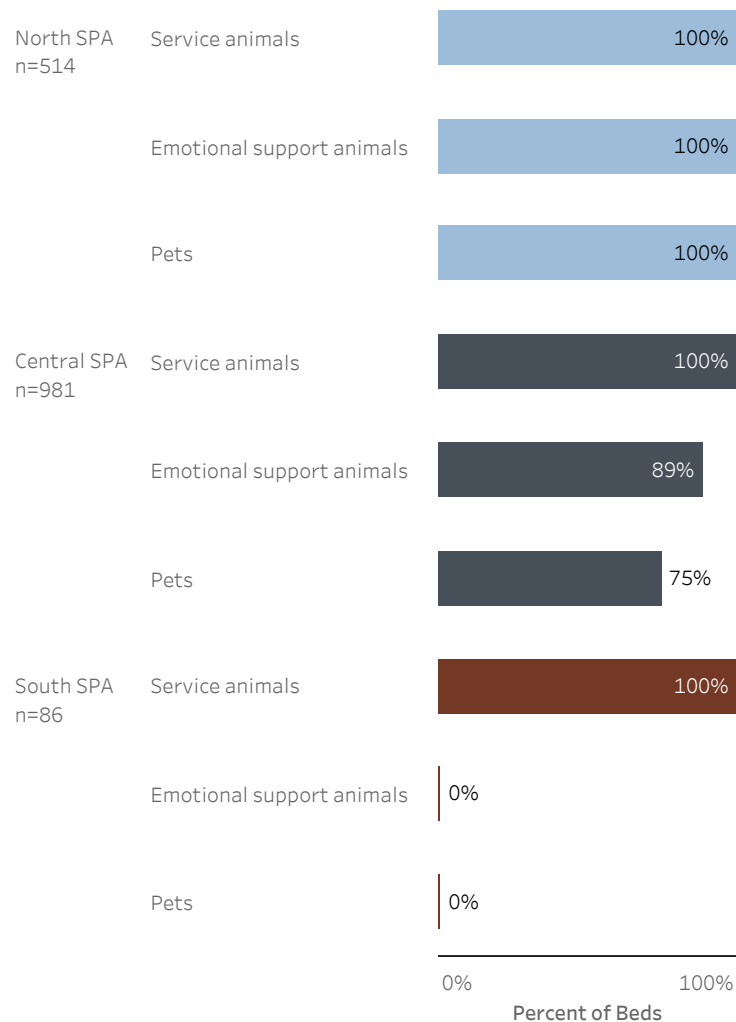
**Figure 14**

Animals Permitted at Shelters for Individuals n=1581



**Figure 15**

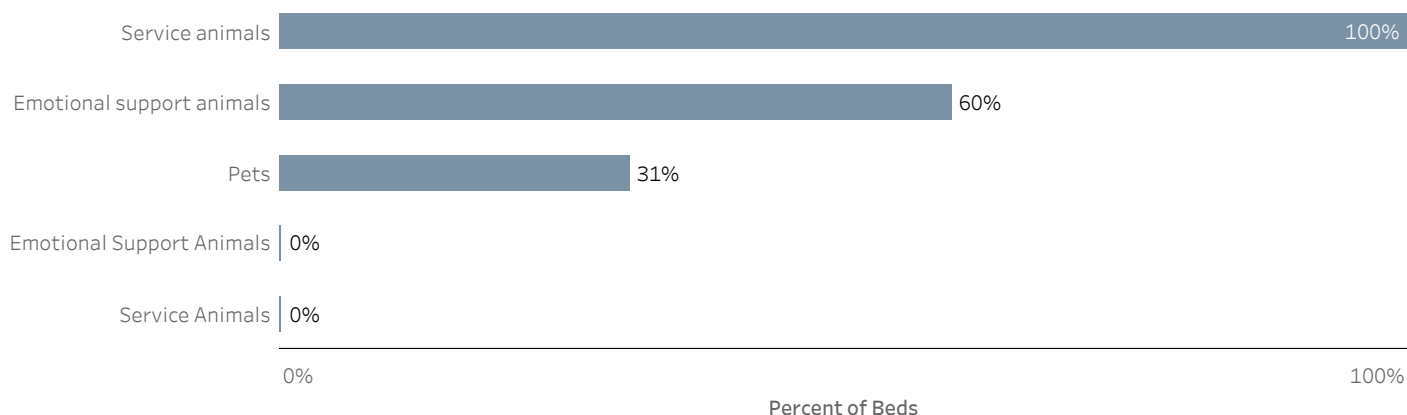
Animals Permitted at Shelters for Individuals by SPA n=1581



- All shelters are legally obligated to take service animals

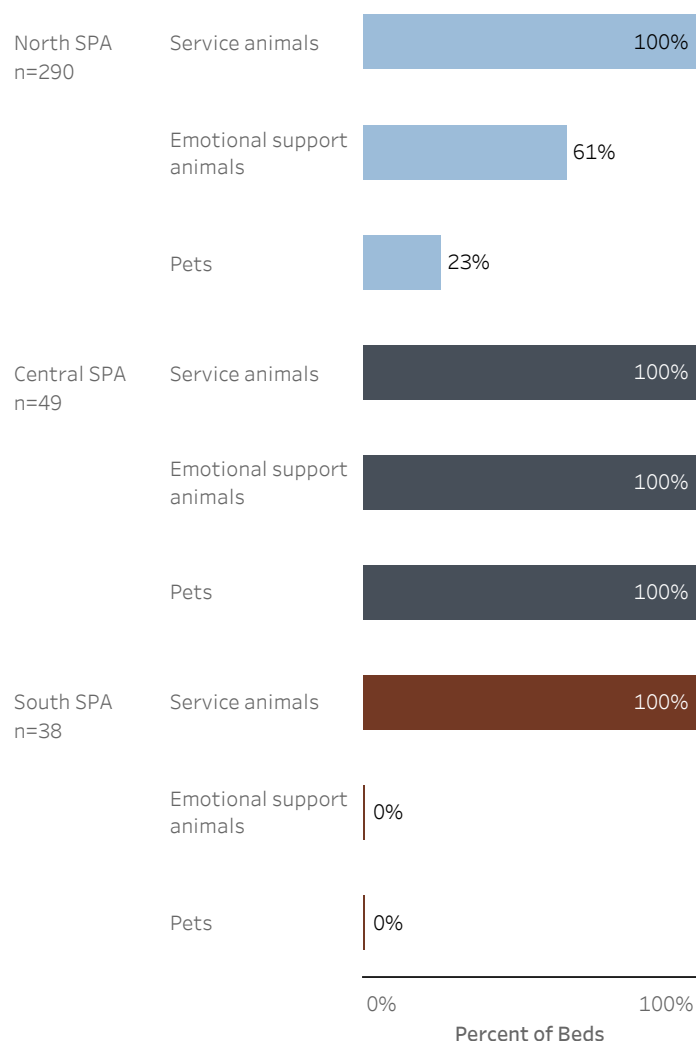
**Figure 16**

Animals Permitted at Shelters for Families n=377



**Figure 17**

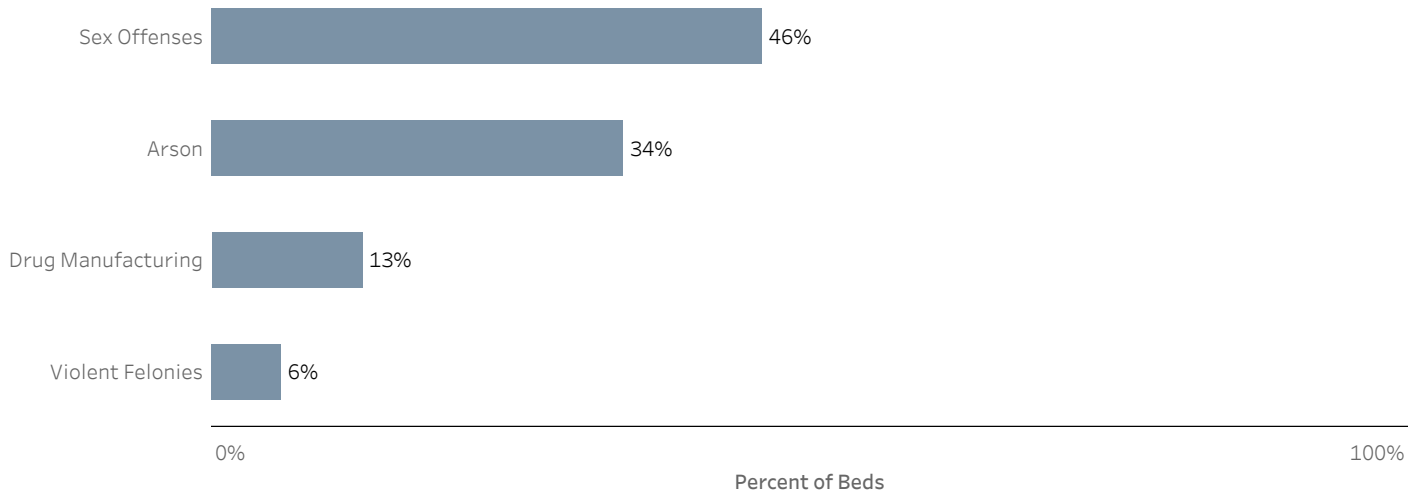
Animals Permitted at Shelters for Families by SPA n=377



- All shelters are legally obligated to take service animals

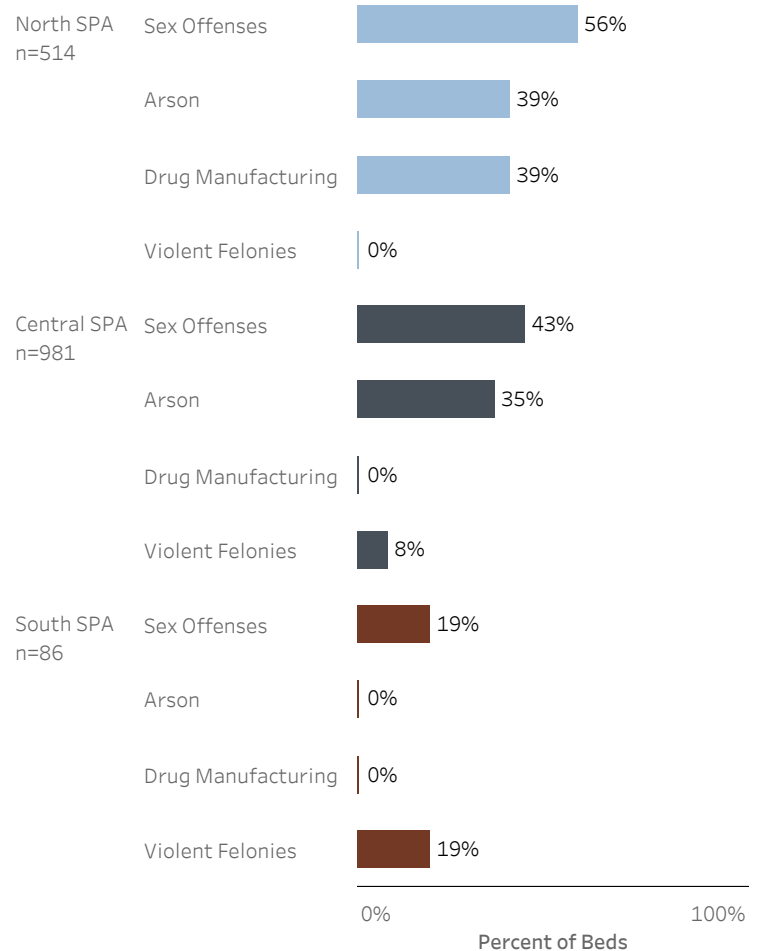
**Figure 18**

Criminal Records that Prohibit Shelter Access for Individuals n=1581



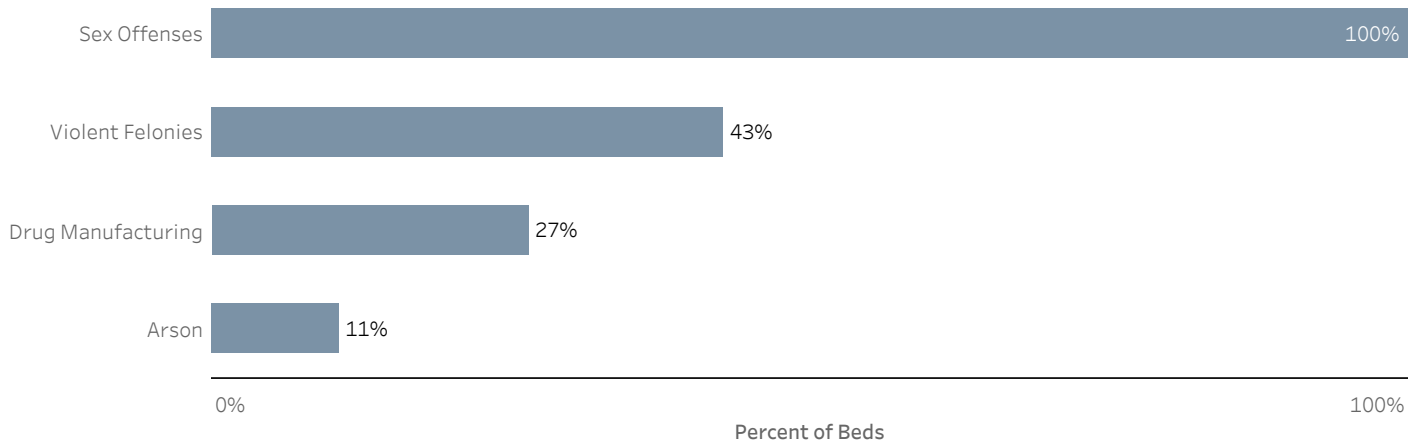
**Figure 19**

Criminal Records that Prohibit Shelter Access for Individuals by SPA n=1581



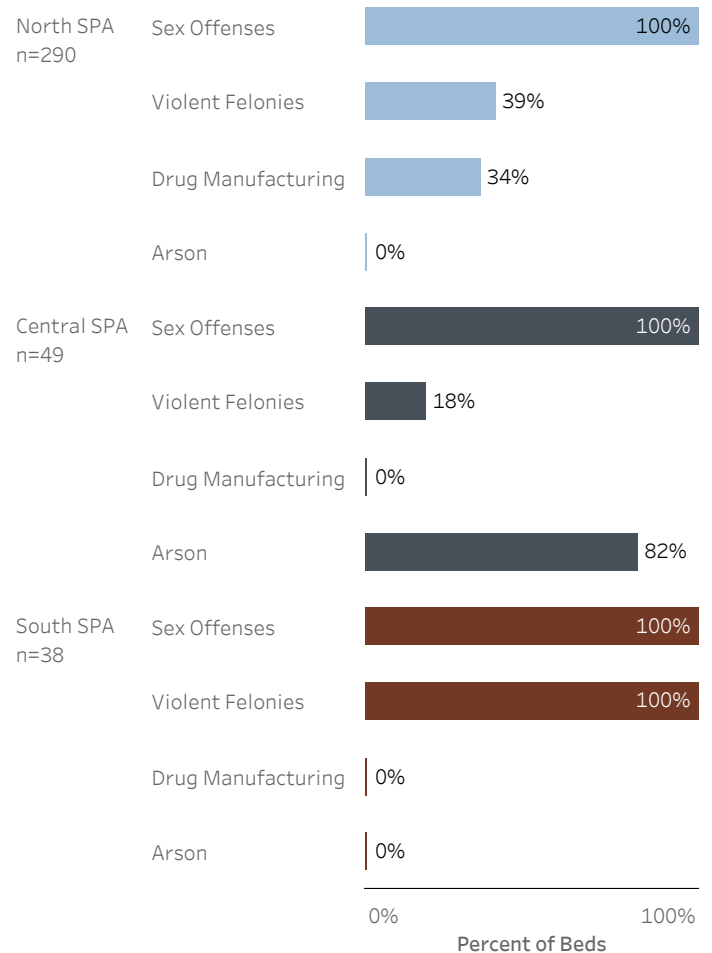
**Figure 20**

Criminal Records that Prohibit Shelter Access for Families n=377

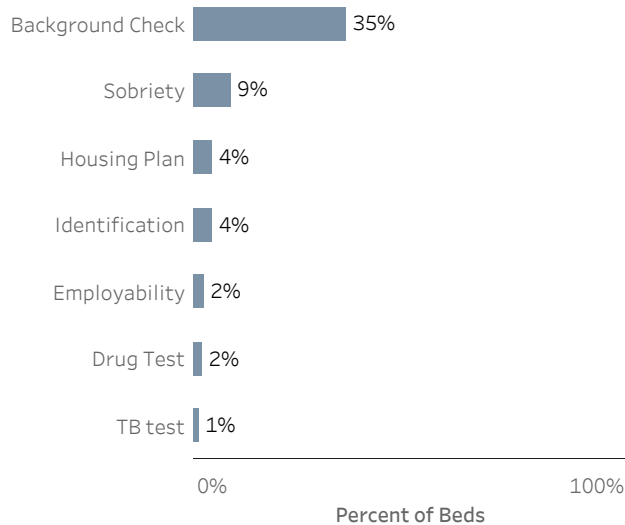


**Figure 21**

Criminal Records that Prohibit Shelter Access for Families by SPA n=377

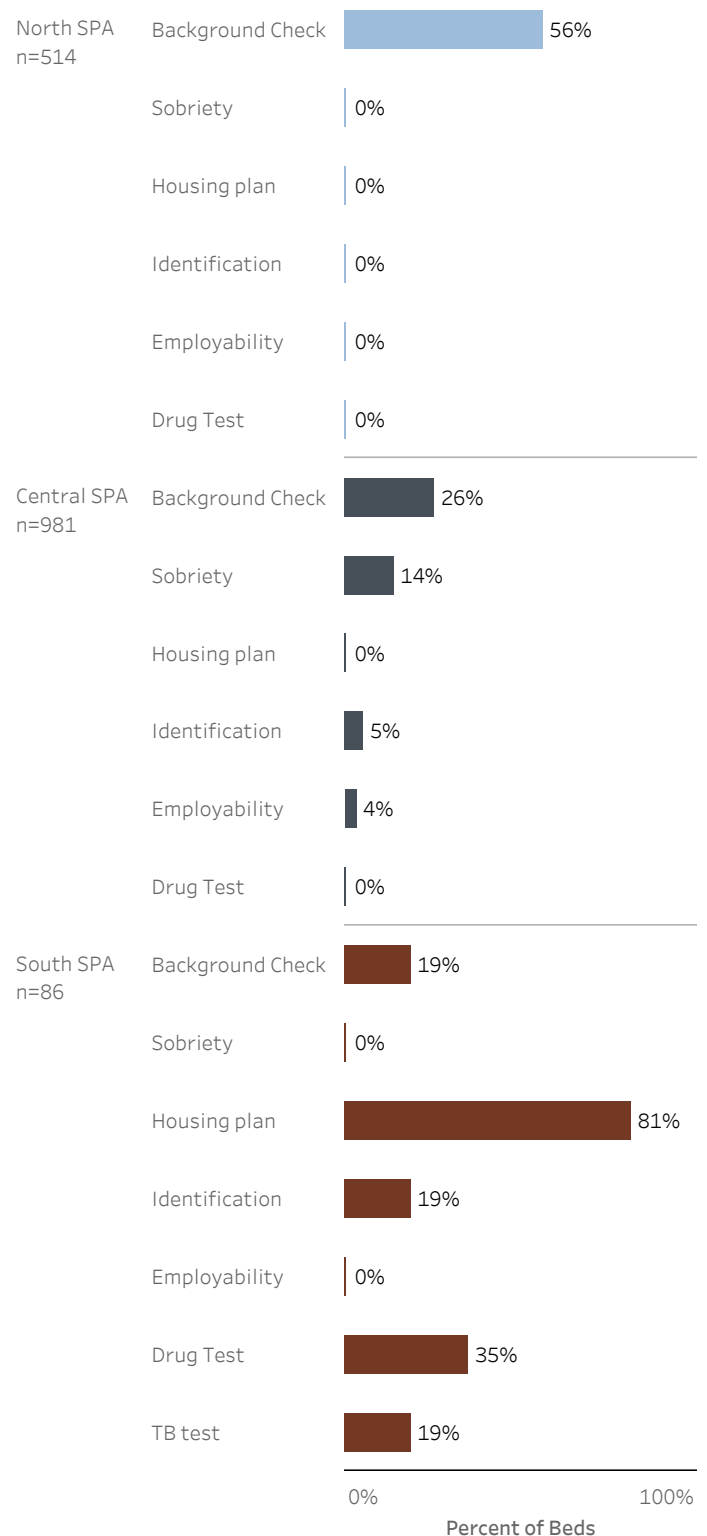


**Figure 22**  
Shelter Access Requirements for  
Individuals n=1581



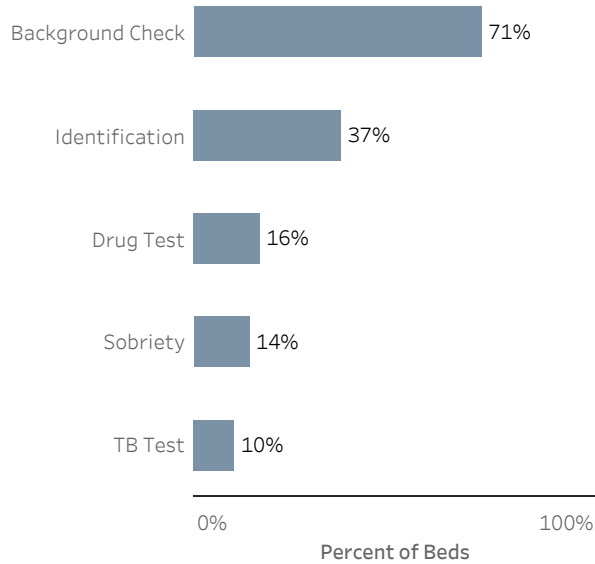
- Over one third of the total beds for individuals require a background check for entrance
- Testing for tuberculosis is only required for 1% of the overall individual shelter beds
- South SPA was the only region to report that housing plans are required for individual shelter beds
- 9% of the individual shelter beds required sobriety, with only 2% using drug testing upon entrance

**Figure 23**  
Shelter Access Requirements for  
Individuals by SPA n=1581



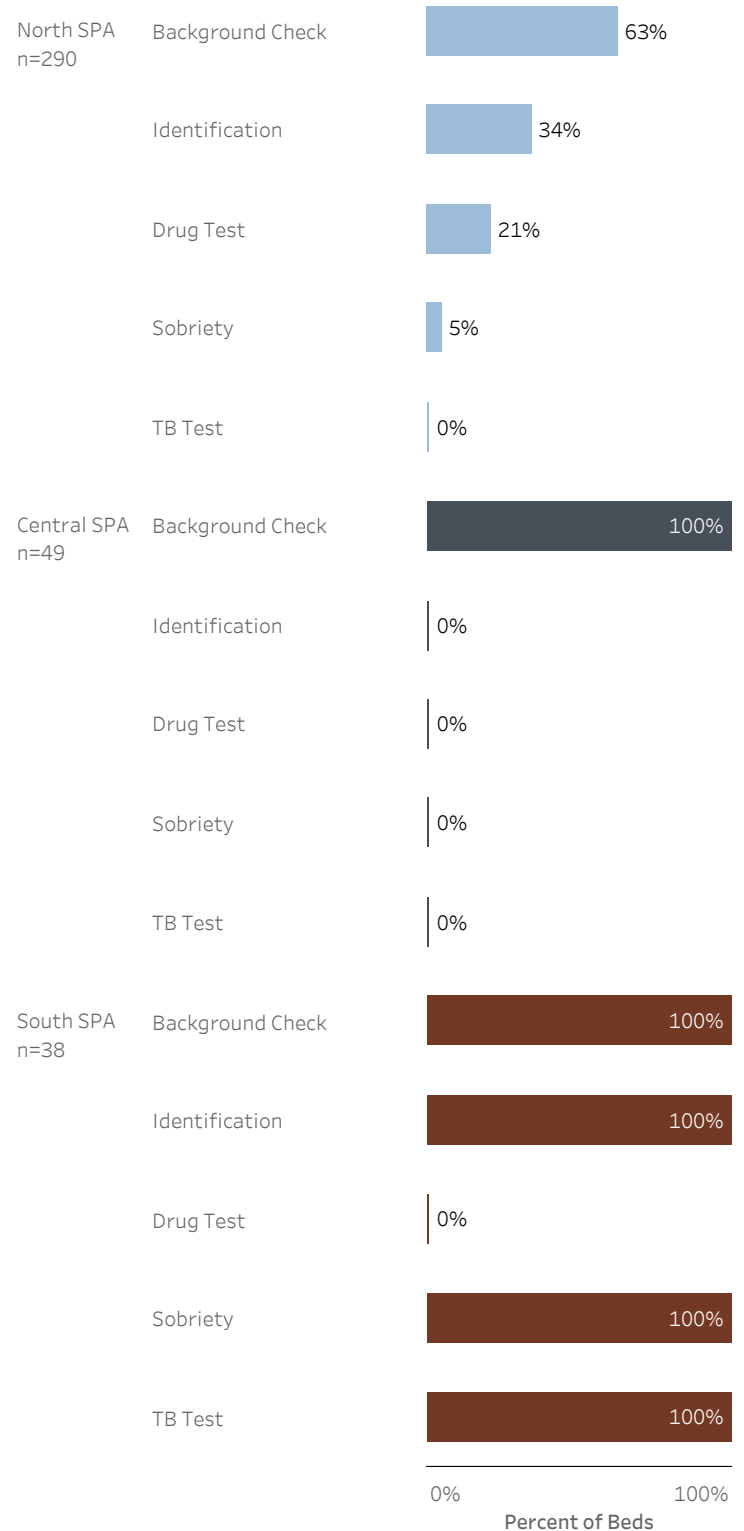


**Figure 24**  
Shelter Access Requirements for Families n=377



- 71% of the total beds for families require a background check for entrance
- 14% of the total beds for families require sobriety, and 16% use drug testing
- South SPA family beds all require sobriety, TB test, and background check

**Figure 25**  
Shelter Access Requirements for Families by SPA n=377



## Methodology

The intent of this report is to compile information about emergency shelters in Orange County in order to effectively assess the system wholly and regionally. The main questions brought into this process were:

- 1) *How many emergency shelter beds are there?*
- 2) *Which of these emergency shelter beds are restricted to specific populations (i.e. transitional aged youth, or families only) and do the number of beds available match the population sizes they are intended to serve?*
- 3) *Are emergency shelters spread throughout the county, or are they clustered in pockets?*
- 4) *What are the policies, especially admissions requirements, for guests at emergency shelters and do these factors potentially form a barrier to those seeking shelter?*
- 5) *Where are there gaps in the emergency shelter system? Understanding that, what changes to the current shelters might be made, and/or how can new shelters be best configured to fill existing gaps?*

**Table 5: Shelters Excluded from the Report**

Service Planning Area	Agency Name	Shelter Program Name	Reason	Bed Capacity
North	American Family Housing	Washington House	Couples	11
	Casa Youth Shelter	Casa Youth Shelter	Unaccompanied Youth	12
	Mercy House	Fullerton Emergency Shelter	Seasonal	200
	Short-term Transitional	Short-term Transitional Housing	Transitional	18
	Total			241
Central	Mercy House	Santa Ana Armory Emergency Shelter	Seasonal	200
	Thomas House Family Shelter	Transitional	Transitional	53
	Total			253
Domestic Violence	Human Options	Human Options Emergency Shelter	Domestic Violence	36
		Second Step	Domestic Violence	60
	Laura's House	Laura's House DV Emergency Shelter	Domestic Violence	42
	WTLC	45-Day Program	Domestic Violence	54
	Total			192
Grand Total				686

It was determined that instead of relying on data from the housing inventory count, a more robust data source could be developed by administering a survey to all of the shelters in the OC shelter system. This survey was developed by the Orange County Continuum of Care (CoC) Shelter Committee with collaborative input from various stakeholders, including shelter providers, advocates and system leaders. The survey questions were developed to collect data from each shelter about bed inventory, populations served, trainings offered, staff to guest ratios, cities operated within, and more.

For ease of analysis, it was determined that the current inquiry would focus solely on the **year-round emergency shelter system**. Responses received were filtered out based on three criteria. If the shelter was not an emergency shelter and was instead transitional housing (not including bridge housing) the responses were excluded from the current report results. Similarly, if the survey was from a shelter that served a very specific population, like a domestic violence shelter open only to those currently fleeing from domestic violence, the responses were excluded from the results. Finally, seasonal shelters were also excluded.

Shelters that utilize a scattered site/motel voucher service model were categorized as operating in the SPA they are headquartered in, although they may operate some beds in other SPAs.

After data was collected, it was further analyzed for data quality and cleaned. This cleaning step was limited to two areas. Some shelters had beds split by demographics within one shelter. This was not something that the survey format had taken into account. For instance, if one shelter has 50 beds, but 41 are for individuals, and 9 are for families, the survey data showed this shelter was a 50 bed shelter for individuals. These shelters were manually split into two entries in the data source, each coded to the appropriate population. Second, some shelters reported operational characteristics that were known or understood to be different from their practice. To ensure data quality, the Shelter Committee provided all survey respondents their survey answers in order to review and update for accuracy, and to make changes if appropriate.

The data was collected via a survey in Google forms, exported to a spreadsheet and then cleaned and prepared for analysis in Tableau prep builder 2019.1. The final data analysis and visualization performed in Tableau desktop 2019.2. This completed data set was then joined with the regional public data from the 2019 Point in Time (PIT) count in order to analyze the relationship between population sizes and shelter bed allocation. This joined data set was then further combined with the geospatial shapefiles publicly available from the County of Orange in order to create a recognizable map.

This methodology was chosen because it allowed different data sources to be easily related to one another for deeper analysis. It also allowed for the most current data possible in a rapidly changing and expanding system. Most importantly, using this data, barriers to shelter could be viewed intersectionally. For example, this design can answer questions such as, “How many shelters are there in Orange County that will shelter homeless families with a pet where one family member has an arson conviction and another is an active drug user?” This method also allows for the analysis of shelter clustering based on geographic data.

Overall this model achieved its goals in that it was able to effectively answer the five original research questions. However, understanding a gap or barrier exists doesn’t necessarily prove a causal relationship between shelter requirements and utilization of a particular shelter. Recommendations for further study would include qualitative study of individuals with specific needs and/or histories and their shelter use or disuse. Nonetheless, although a complete gaps analysis of the emergency shelter system within the county would require a deeper and more comprehensive study of each shelter and SPA, this report can be used to view, at a glance, the most needed areas for improvement, frequent barriers by region, and biggest disparities between population sizes and shelter bed allocations. In this way, it may be a useful tool for informing future shelter development.

The data for this report was collected between February 10th, 2019 and May 10th, 2019. This most recent version of the report was generated on October 16th, 2019.

### **Shelter Survey Working Group**

#### **Co-Chairs:**

Mia Ferreira, Friendship Shelter  
Juanita Preciado, County of Orange

#### **Data Analyst:**

Connor Stephenson, Friendship Shelter

#### **Members:**

James Brooks, Mercy House  
Shannon Lamb, Salvation Army  
Nishtha Mohendra, Pathways of  
Hope Kevin O'Grady, Build Futures  
Dawn Price, Friendship Shelter  
Bill Singleton, Covenant House

Appendix A, immediately following this section, contains a copy of the shelter survey used to collect data for this report.

# Appendix A: Original Shelter Survey

## Shelter Survey

\* Required

1. Agency Name \*

2. Name \*

of individual completing this survey

3. Title \*

4. Shelter program name (PLEASE COMPLETE A SEPARATE SURVEY FOR EACH DISTINCT PROGRAM) \*

5. Is this shelter program a fixed site (brick and mortar) program? Or is it a motel voucher or sober living subsidy program, or similar scattered-site shelter service? (We realize these options are limited, pick the one that best describes your shelter. If your shelter has a single address, select brick and mortar. If not, select scattered-site.) \*

Mark only one oval.

- ☐ Fixed site (brick and mortar)      Skip to question 8.
- ☐ Motel voucher or similar scattered-site program

### Scattered-Site Shelter

6. Pick the option that best describes your shelter \*

Mark only one oval.

- ☐ Motel voucher
- ☐ Sober living subsidy
- ☐ Other:

7. Consider data for the last month. On average, how many individuals did you shelter per night? \*

Skip to question 13.

### Shelter Survey (cont.)

9. What is the maximum capacity of your shelter? (not including overflow beds) \*

10. Consider data for the last month. On average, how many individuals did you shelter per night? \*

11. Does your shelter allow overflow beds? \*

Mark only one oval.

- ☐ Yes
- ☐ No      Skip to question 13.

### Overflow Beds

12. How many overflow beds is the maximum allowed by your shelter? \*

### Shelter Survey (cont.)

13. How are shelter beds appropriated? \*

Enrollment systems are defined as shelters that allow individuals to stay for set periods of time or indefinitely so long as they continue to meet program expectations. Night-by-night systems are typically shelters that do not guarantee individuals a shelter bed for more than one night at a time. Mark only one oval.

- ☐ Enrollment system
- ☐ Night-by-night system

14. Does this shelter participate in HMIS? \*

Mark only one oval.

- ☐ Yes      Skip to question 18.
- ☐ No      Skip to question 15.

### HMIS Participation

15. Why has your agency chosen to not have this shelter participate in HMIS (please simply write DV if this is a domestic violence shelter.) \*

8. City where shelter is located \*

Mark only one oval.

- ☐ Aliso Viejo
- ☐ Anaheim
- ☐ Brea
- ☐ Buena Park
- ☐ Costa Mesa
- ☐ Cypress
- ☐ Dana Point
- ☐ El Modena
- ☐ Fountain Valley
- ☐ Fullerton
- ☐ Garden Grove
- ☐ Huntington Beach
- ☐ Irvine
- ☐ La Habra
- ☐ La Palma
- ☐ Laguna Beach
- ☐ Laguna Hills
- ☐ Laguna Niguel
- ☐ Laguna Woods
- ☐ Lake Forest
- ☐ Los Alamitos
- ☐ Mission Viejo
- ☐ Newport Beach
- ☐ Orange
- ☐ Placentia
- ☐ Rancho Santa Margarita
- ☐ San Clemente
- ☐ San Juan Capistrano
- ☐ Santa Ana
- ☐ Santa Ana (Civic Center)
- ☐ Seal Beach
- ☐ Stanton
- ☐ Tustin
- ☐ Villa Park
- ☐ Westminster
- ☐ Yorba Linda

16. Does this shelter track its data in any systems other than HMIS? \*

Mark only one oval.

- ☐ Yes
- ☐ No      After the last question in this section, skip to question 18.

17. What systems, other than HMIS, does this shelter use to track its data?

### Shelter Survey

18. Shelter type \*

HUD defines the following options as so: emergency shelter is a project that offers temporary shelter for the homeless in general or for specific populations of the homeless.A transitional shelter is a project that provides temporary lodging and is designed to facilitate the movement of homeless individuals and families into permanent housing within a specified time, but no longer than 24 months. A safe haven is a project that offers supportive housing that (1) serves hard to reach homeless persons with severe mental illness who came from the streets and have been unwilling or unable to participate in supportive services; (2) provides 24-hour residence for eligible persons for an unspecified period; (3) has an overnight capacity limited to 25 or fewer persons; and (4) provides low demand services and referrals for the residents.

Mark only one oval.

- ☐ Emergency Shelter (includes Bridge Housing)
- ☐ Transitional Housing
- ☐ Safe Haven

19. Which best describes the population that your shelter serves? \*

Mark only one oval.

- ☐ Individuals
- ☐ Families
- ☐ Unaccompanied minors

20. Is your shelter designed to only serve a specific population?

Mark only one oval.

- ☐ Veterans
- ☐ Transitional aged youth (18-24 years-old)
- ☐ Victims of Crime (Domestic Violence, Human Trafficking, etc.)
- ☐ People with HIV/AIDS

21. Does your shelter allow animals? Check all that apply.

Check all that apply.

- ☐ Service animals
- ☐ Emotional support animals
- ☐ Pets

22. How can individuals access your shelter? Check all that apply. \*

Check all that apply.

- ☐ Walk-up
- ☐ Referral
- ☐ Drop-offs
- ☐ Wait list
- ☐ Phone

23. Does your shelter offer housing navigation services or housing based services and assistance? (excluding RRH) \*

Mark only one oval.

- ☐ Yes Skip to question 24.
- ☐ No Skip to question 25.

## Housing Services

24. What housing services are offered? \*

Check all that apply.

- ☐ CES Assessment
- ☐ Transportation for housing location
- ☐ Housing search assistance
- ☐ Application readiness/assistance
- ☐ Move-in
- ☐ Financial assistance for deposit/credit check/etc.
- ☐ Reunification with family or friends (AKA Homeward Bound)
- ☐ Other: \_\_\_\_\_

## Shelter Survey

28. Which particular geographic area(s) does your shelter require that participants have ties to? Please check all that apply. \*

Check all that apply.

- ☐ Aliso Viejo
- ☐ Anaheim
- ☐ Brea
- ☐ Buena Park
- ☐ Costa Mesa
- ☐ Cypress
- ☐ Dana Point
- ☐ El Modena
- ☐ Fountain Valley
- ☐ Fullerton
- ☐ Garden Grove
- ☐ Huntington Beach
- ☐ Irvine
- ☐ La Habra
- ☐ La Palma
- ☐ Laguna Beach
- ☐ Laguna Hills
- ☐ Laguna Niguel
- ☐ Laguna Woods
- ☐ Lake Forest
- ☐ Los Alamitos
- ☐ Mission Viejo
- ☐ Newport Beach
- ☐ Orange
- ☐ Placentia
- ☐ Rancho Santa Margarita
- ☐ San Clemente
- ☐ San Juan Capistrano
- ☐ Santa Ana
- ☐ Santa Ana (Civic Center)
- ☐ Seal Beach
- ☐ Stanton
- ☐ Tustin
- ☐ Villa Park
- ☐ Westminster
- ☐ Yorba Linda
- ☐ Orange County

25. What services other than housing services are offered on-site? Check all that apply. \*

Check all that apply.

- ☐ Laundry
- ☐ Showers
- ☐ Hygiene supplies
- ☐ Medical services
- ☐ Food to take/sack lunches
- ☐ Benefits
- ☐ Case management (other than housing services)
- ☐ Meals
- ☐ Clothing
- ☐ Workforce Development
- ☐ Financial Counseling
- ☐ Other: \_\_\_\_\_

26. Are any of the following required for entrance or continued enrollment at this shelter? Check all that apply.

Check all that apply.

- ☐ Sobriety
- ☐ Employment
- ☐ Income
- ☐ Citizenship
- ☐ Identification
- ☐ Drug Test
- ☐ Employability/Ability to Work
- ☐ Custody Status
- ☐ Gender
- ☐ Background Check
- ☐ Other: \_\_\_\_\_

27. Does shelter participation require that participants have ties to any particular geographic areas? (If geographic ties are not required, but given preference, please mark "No") \*

Mark only one oval.

- ☐ Yes Skip to question 28.
- ☐ No Skip to question 29.

## Geographic Ties

- ☐ California
- ☐ South SPA
- ☐ Central SPA
- ☐ North SPA
- ☐ Other: \_\_\_\_\_

Skip to question 31.

## Geographic Ties

29. Is any preference given to individuals that have ties to any particular geographic areas? (If geographic ties are required, please mark, "No") \*

Mark only one oval.

- ☐ Yes Skip to question 30.
- ☐ No Skip to question 31.

## Geographic Ties

30. Which particular geographic area(s) does your shelter require that participants have ties to? Please check all that apply. \*

Check all that apply.

- ☐ Aliso Viejo  
☐ Anaheim  
☐ Brea  
☐ Buena Park  
☐ Costa Mesa  
☐ Cypress  
☐ Dana Point  
☐ El Modena  
☐ Fountain Valley  
☐ Fullerton  
☐ Garden Grove  
☐ Huntington Beach  
☐ Irvine  
☐ La Habra  
☐ La Palma  
☐ Laguna Beach  
☐ Laguna Hills  
☐ Laguna Niguel  
☐ Laguna Woods  
☐ Lake Forest  
☐ Los Alamitos  
☐ Mission Viejo  
☐ Newport Beach  
☐ Orange  
☐ Placentia  
☐ Rancho Santa Margarita  
☐ San Clemente  
☐ San Juan Capistrano  
☐ Santa Ana  
☐ Santa Ana (Civic Center)  
☐ Seal Beach  
☐ Stanton  
☐ Tustin  
☐ Villa Park  
☐ Westminster  
☐ Yorba Linda  
☐ Orange County

35. Does your shelter calculate its performance measures in house or do you rely on HMIS report cards or similar outside progress reports? \*

Mark only one oval.

- ☐ Calculated in house  
☐ Calculated outside

36. Does this shelter adhere to a housing first model? (Housing First in an approach to quickly and successfully connect individuals and families experiencing homelessness to permanent housing without preconditions and barriers to entry. Supportive services are voluntarily offered to maximize housing stability and prevent returns to homelessness as opposed to addressing predetermined goals as eligibility for permanent housing referrals.) \*

Mark only one oval.

- ☐ Yes  
☐ No

37. Is this shelter's primary goal for individuals to become permanently and stably housed? \*

Mark only one oval.

- ☐ Yes  
☐ No

38. What are your shelter's greatest strengths? \*

---

---

---

---

---

39. What are your shelter's greatest challenges? \*

---

---

---

---

---

- ☐ California  
☐ South SPA  
☐ Central SPA  
☐ North SPA  
☐ Other: \_\_\_\_\_

## Shelter Survey

31. Are there any people with particular criminal records that you cannot serve? Check all that apply.

Check all that apply.

- ☐ Felonies  
☐ Sex Offenses  
☐ Violent Felonies  
☐ Arson  
☐ Drug Manufacturing  
☐ Other: \_\_\_\_\_

32. Do participants at the shelter sign an agreement stating program expectations or shelter rules? \*

Mark only one oval.

- ☐ Yes  
☐ No Skip to question 34.

## Shelter Expectations

33. How many pages is the agreement of shelter expectations or shelter rules? \*

---

## Shelter Survey

Please answer all questions regarding performance measures using data for the 2018 calendar year.

34. Which of the following performance measures are used to track your shelter's performance?

Check all that apply.

- ☐ Unit utilization rate  
☐ Average length of stay  
☐ Recidivism  
☐ Entries form homelessness  
☐ Positive exits  
☐ Stayers and leavers income increases  
☐ Other: \_\_\_\_\_

40. What are this shelter's training or education requirements for employment of front-line staff?

Check all that apply.

- ☐ Vocational certification from community college  
☐ Associates degree  
☐ Bachelors degree  
☐ Masters degree  
☐ Doctoral degree  
☐ Harm reduction  
☐ Progressive engagement  
☐ First aid/CPR  
☐ Housing first  
☐ Motivational interviewing  
☐ Mental health  
☐ Substance abuse  
☐ None  
☐ 40-hour DV training  
☐ Trauma informed care  
☐ LGBT Sensitivity  
☐ HMIS  
☐ Mandated reporting certification  
☐ Other: \_\_\_\_\_

41. What type of training is offered for shelter's front-line employees?

Check all that apply.

- ☐ Harm reduction  
☐ Progressive engagement  
☐ First aid/CPR  
☐ Housing first  
☐ Self-care  
☐ Motivational interviewing  
☐ Mental health  
☐ Substance abuse  
☐ None  
☐ Other: \_\_\_\_\_

42. Consider data for the last month. During normal hours of operation, what was the average staff to client or guest ratio? \*

---

## Shelter Survey

43. Is there anything else we should know about this shelter program?

---

---

---

---

---

---





## Supporting Document: State Funding Item 9

### HEAP and CESH Contracts Summary

#### Outreach / Access Center



**\$751,00**

- Central - City Net - \$350,000
- South - City of LB - \$365,000

#### Shelter



**\$775,500**

- All - Interval House - \$175,000
- North - Grandma's - \$235,000
- North - Pathways - \$160,000
- North - Mercy - \$205,500

#### Permanent Housing



**\$1,605,750**

- All - Families Forward - \$750,000
- All - United Way - \$675,500
- All - Interval House - \$150,250
- South - FAM - \$30,000

#### Shelter Capital



**\$13,384,735**

- North - City of Buena Park - \$6,412,300
- North - City of Placentia - \$5,650,000
- South - City of Laguna Beach - \$544,000
- All - Covenant House California - \$778,435

## Homeless Housing, Assistance and Prevention Program (HHAP)

The Homeless Housing, Assistance, and Prevention Program (HHAP) funding. HHAP program is a \$650 million block grant program designed to provide jurisdictions with one-time grant funds to support regional coordination and expand or develop local capacity to address their immediate homelessness challenges informed by a best-practices framework focused on moving homeless individuals and families into permanent housing and supporting the efforts of those individuals and families to maintain their permanent housing. HHAP grant program is authorized by AB101, which was signed into law by Governor Gavin Newsom on July 31, 2019. This document provides an overview of the HHAP grant program, including timelines with key milestones and program deliverables. <https://www.bcsd.ca.gov/hcfc/>

<b>Program Overview</b>	<ul style="list-style-type: none"> <li>• \$650 million one-time block grant</li> <li>• Provides local jurisdictions with funds to support regional coordination and expand or develop local capacity to address their immediate homelessness challenges</li> </ul>	
<b>Eligible Applicants</b>	<ul style="list-style-type: none"> <li>• 44 Continuums of Care</li> <li>• 13 Largest Cities, with populations of 300,000 or more (as of January 2019)</li> <li>• 58 Counties</li> </ul>	
<b>Funding Allocations</b>	<ul style="list-style-type: none"> <li>• 190 million – Continuums of Care</li> <li>• 275 million – Large Cities</li> <li>• 175 million – Counties</li> <li>• Allocations are based on each CoCs proportionate share of the state’s total homeless population based on the 2019 homeless point-in time count (PIT).</li> </ul>	
<b>Key Elements</b>	<ul style="list-style-type: none"> <li>• Requires a demonstration of regional coordination</li> <li>• Mandate that at least 8% of the allocation MUST be used to establish or expand programs to meet the needs of youth experiencing homelessness</li> <li>• Does not require a crisis shelter declaration to be a direct recipient of HHAP funds</li> <li>• Eligible uses to be defined in the HHAP program guidance</li> </ul>	
<b>Important Dates</b>	October 2019	Program Guidance Published
	TBD	Application Map and Instructions released
	TBD	Release of NOFA and Application (dependent upon the release of 2019 point-in-time count by US Housing and Urban Development)
	February 15, 2020	HHAP Applications Due
	April 1, 2020	All HHAP awards to be made
	May 31, 2023	HHAP program funds must be contractually obligated **varies for counties, CoCs, and large cities
	June 30, 2025	HHAP program funds must be fully expended

## **CALIFORNIA EMERGENCY SOLUTIONS AND HOUSING (CESH)**

### **ROUND 2 PROGRAM SUMMARY**

#### **BACKGROUND**

Senate Bill (SB) 850, approved on June 27, 2018, establishes the California Emergency Solutions and Housing (CESH) Program and designates the Department of Housing and Community Development (HCD) to administer the program. CESH is designed to implement activities that address the needs of individuals and families experiencing homelessness and assist them to regain stability in permanent housing as quickly as possible.

The Orange County Continuum of Care (CoC) designated the County of Orange as Administrative Entity to administer CESH program funds in collaboration with the CoC as an action item on the CoC Board Agenda August 22, 2018.

The CESH Round 1 allocation awarded a total of **\$1,948,684** to the County of Orange in CESH program funds for use in the Santa Ana/Anaheim/Orange County CoC, CA-602. Human services contracts are currently in the finalization and approval phase.

The CESH Round 2 allocation award letter to the County of Orange was received on October 7, 2019 for a total amount of **\$1,116,498**. The amount of \$1,060,675 is dedicated to eligible activities under the CESH guidance, with the remaining amount of \$55,823 used for administrative costs.

#### **TARGET POPULATION**

Individuals living homeless or at risk of homelessness. Assistance should be prioritized to homeless households over households at risk of homelessness.

#### **PRIORITIZED ACTIVITIES**

Prioritized activities are based on local needs and in coordination with a system of care that optimizes performance goals and works to close gaps in care. Projects demonstrate Regional Service Planning area and/or Countywide collaboration as well as maximization of funds by delivering client-centered services. Based on the CESH Round 1 Request for Proposals (RFP) responses and the award amounts per eligible activity, the following CESH Round 2 funding amounts are allocated and awarded to provide continued support to the community:

Activity Type (per County RFP)	Description	Amount Available
Activity #1	Rental assistance, housing relocation and stabilization services	\$615,640
Activity #2	Operating support for emergency housing interventions, including, but not limited to: Navigation Centers, Street Outreach Services, and Shelter Diversion	\$445,035
Administration (Limit: 5% max)	Administrative costs related to the planning and execution of eligible CESH activities	\$55,823
<b>TOTALS:</b>		<b>\$1,116,498</b>

**ORANGE COUNTY  
CONTINUUM OF CARE BOARD  
Monthly Report  
Coordinated Entry**

**MEETING DATE:** October 8, 2019

☐ Did not meet

**NUMBER IN ATTENDANCE:** 12

**AGENDA ITEMS:**

- Updates on Veteran, Individual and Family Components
- Data & Evaluation Working Group Update
- Cal State University Fullerton Study Presentation & Discussion
- CoC Governance Charter & CES Steering Committee

**PRESENTATIONS:**

- Cal State University Fullerton study proposal presentation by Dr. Joshua Yang. The purpose of the study is to characterize the coordinated entry system for unhoused adults by:
  - Describing the network structure of housing placement agencies and organizations in Orange County, including number, intensity, and density of relationships.
  - Identifying bottlenecks to permanent housing in the housing system using Homeless Management Information System data.
  - Comparing client and provider perceptions of barriers to permanent housing placement in Orange County.

**ACTION ITEMS/NEXT STEPS:**

1. CES Data & Evaluation working group will continue to meet to discuss and complete CES data and evaluation.
2. CES Steering Committee recommends supporting the Cal State University Fullerton research proposal which the Cal State University Fullerton research team will use to pursue funding to support the proposed study.

**NEEDED CoC BOARD ACTION:**

none

**DATE OF NEXT MEETING:**

undetermined

**Additional Comments:**

**ORANGE COUNTY  
CONTINUUM OF CARE BOARD  
Monthly Report  
Homeless Provider Forum**

**MEETING DATE:** October 3, 2019

☐ Did not meet

**NUMBER IN ATTENDANCE:** 65

**AGENDA ITEMS:**

- Announcements
- Continuum of Care Updates
- Family Coordinated Entry Updates
- Emergency Shelters Meeting Updates
- Tenant Rights and Anti-Discrimination Training
- Road to 2020 Census and Service Based Enumeration

**PRESENTATIONS:**

- Tenant Rights and Anti-Discrimination Training
- Road to 2020 Census and Service Based Enumeration

**ACTION ITEMS/NEXT STEPS:**

None

**NEEDED CoC BOARD ACTION:**

None

**DATE OF NEXT MEETING:**

November 7, 2019

**Additional Comments:**

**ORANGE COUNTY  
CONTINUUM OF CARE BOARD  
Monthly Report  
Street Outreach**

**MEETING DATE:** September 19, 2019

☐ Did not meet

**NUMBER IN ATTENDANCE:** \_\_\_\_\_

**AGENDA ITEMS:**

1. Call to Order
2. Welcome and Introductions
3. Public Comments
4. Guest Speaker: Solace Foundation
5. Outreach Team Updates
  - a. Special populations: Veterans, Transitional Age Youth and Older Adult
6. Case Conferencing and Resource Sharing  
Status of Street Outreach Team document
7. Upcoming Events/Trainings/Opportunities  
Future speakers:
  - a. Request from 17<sup>th</sup> Street Testing and Care
  - b. HMIOT presented to shelter committee
8. Next Meeting Planning
  - a. Items to discuss, guest presentations, best practices
9. Next Meeting Date: October 17, 2019

**PRESENTATIONS:**

Solace Foundation shared the purpose of their program, trends in opioid overdose, and opportunities for collaboration.

**ACTION ITEMS/NEXT STEPS:**

- a. Discussed Street Outreach Team document created to share information about program services with other outreach teams. Request to submit program information by the end of the month. Refer to email sent to attendees for document and guidance.
- b. Agreed that HMIOT and 17<sup>th</sup> Street Testing and Care would be good presentations. To schedule for future meetings.

**NEEDED CoC BOARD ACTION:**

n/a

**DATE OF NEXT MEETING:**

Oct. 17, 2019

**Additional Comments:**

*Please submit your report by no later than the Thursday prior to the Coc Board meeting.*



**ORANGE COUNTY  
CONTINUUM OF CARE BOARD  
Monthly Report  
Data and Performance**

**MEETING DATE:** October 10, 2019  
☐ Did not meet

**NUMBER IN ATTENDANCE:** 22

**AGENDA ITEMS:**

- **Data Quality Plan**
  - Staff will provide an update on the Data Quality Plan and discuss Project Entry data quality thresholds with the committee.
- **Sharing Case Notes in HMIS**
  - Staff will continue discussion around sharing case notes in HMIS.
- **ES Project Performance Reports**
  - Staff will present the Emergency Shelter project performance report to the committee.

**PRESENTATIONS:**

None

**ACTION ITEMS/NEXT STEPS:**

- Develop working group to finalize housing-focused template for case notes in HMIS
- Publish Data Completeness Report Cards on a quarterly basis and include updated data completeness thresholds

**NEEDED CoC BOARD ACTION:**

None

**DATE OF NEXT MEETING:**

November 14, 2019 1:30 – 3:00

**Additional Comments:**

*Please submit your report by no later than the Thursday prior to the Coc Board meeting.*

**ORANGE COUNTY  
CONTINUUM OF CARE BOARD  
Monthly Report  
Housing**

**MEETING DATE:** September 27, 2019

☐ Did not meet

**NUMBER IN ATTENDANCE:** 9

**AGENDA ITEMS:**

- **Landlord Outreach and Engagement Update (Becks Heyhoe & Mike Young)**
  - o Becks updated the group on the Welcome Home OC initiative. 37 households have been housed. WHOC is still in a pilot stage with the goal of identifying gaps and relevant solutions to ramp up the program in the coming year. Mike updated the group on work being done across the county to prioritize housing navigation for families and individuals with VASH vouchers.
- **Housing Production & Development Update (George Searcy & Michelle Zdeba)**
  - o Michelle reported that her team is tracking the development of 776 units of Permanent Supportive Housing and showed the Property Dashboard to the group, which can be found on the Orange County Housing Finance Trust website. Grace added that Santa Ana has additional units coming online, and 150 Project Based Vouchers committed with some additional PSH as well. These additions get Orange County much closer to the goal of 2700 units of PSH and 2700 units of Affordable Housing by June 30 2025.
- **Legislative Updates (Grace Stepter)**
  - o Grace reported that there are two main bills in the State Legislature: SB 329 (Mitchell) and AB 1482 (Chiu). SB 329 would make it a discriminatory practice for property managers to refuse Section 8 applicants based on their possession of a subsidized voucher. AB 1482 proposes that rent increases be capped at 5%, with implementation being retroactive to March 2019, and proposes that property owners be prohibited from terminating a tenancy without just cause when the tenant has lawfully occupied the residence and paid rent for a full 12

months. At this point the enforcement mechanism of these proposed policy changes is unknown.

**PRESENTATIONS:**

- **No presentations.**

**ACTION ITEMS/NEXT STEPS:**

- The group discussed initiating a comparison of RHNA numbers and current Permanent Supportive Housing / Affordable Housing developments. Advocacy and awareness of housing developments needs to be strategic, robust, and coordinated. All in attendance agreed that more can be done to spread awareness of new housing opportunities to the community.
- Whether technical assistance from HUD is available to aid in fiscal mapping as more projects come on line was discussed.

**NEEDED CoC BOARD ACTION:**

- **None at this time.**

**DATE OF NEXT MEETING:**

- **10/24/2019, 10:00 AM**

**Additional Comments:**

*Please submit your report by no later than the Friday prior to the Coc Board meeting.*

**ORANGE COUNTY  
CONTINUUM OF CARE BOARD  
Monthly Committee Report**

**MEETING DATE:** 9/18/2019

☐ Did not meet

**NUMBER IN ATTENDANCE:** 22

**AGENDA ITEMS:**

**1. Public Comments**

- None

**2. Informational – Health Care Agency: FSP Follow-up**

- Representatives gave update on regarding the Mission Possible FSP Mobile Outreach services

**3. Reminder - Shelter providers were encouraged to participate in the Survey that was distributed on behalf of CalOptima**

**4. Presentation – Shelter Survey Report**

- Shelter Committee Leads, Dawn Price, Mia Ferreira and Connor Stephenson presented the Shelter Survey Report and highlighted the findings, recommendations and next steps. Next step is to present report/recommendations to the Continuum of Care Board.

**ACTION ITEMS/NEXT STEPS:**

- Last meeting under current CoC committee structure
- Group was encouraged to attend CoC Board meetings and also get on the CoC email distribution for future opportunities to participate shelter related working groups

**NEEDED CoC BOARD ACTION:**

None

**DATE OF NEXT MEETING:**

**Additional Comments**

*Please submit your report by no later than the Friday prior to the Coc Board meeting.*