

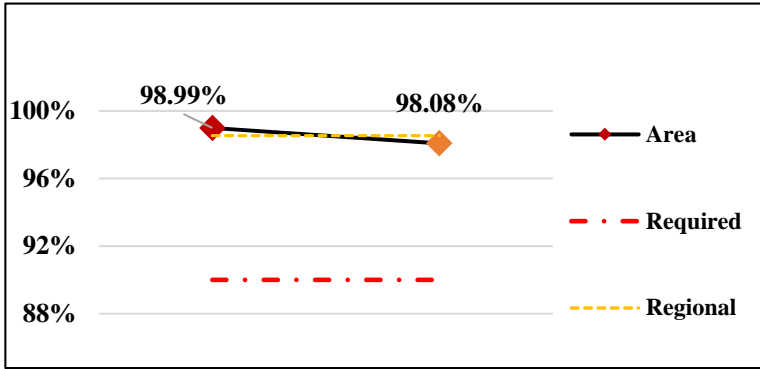


County of Orange Health Care Agency
 EMERGENCY MEDICAL SERVICES
 405 W. 5th Street, Suite 301-A
 Santa Ana, CA 92701



**9-1-1 EMERGENCY AMBULANCE
 FISCAL YEAR 2015/2016 2nd QUARTER ACTIVITY REPORT
 OCTOBER - DECEMBER 2015
 REGION A
 (Placentia, Yorba Linda, Unincorporated Areas)
 Emergency Ambulance Service, Inc.**

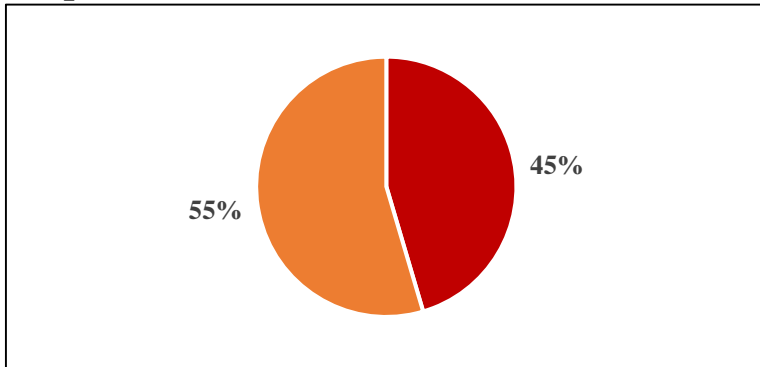
Response Time Compliance



REGION COMPLIANCE	98.54%
Placentia	99%
Yorba Linda	98%

Fig. 1: Response Time Performance – combination of dispatch, system deployment & ambulance maintenance required to meet monthly compliance rate of 90% for an Exclusive Operating Area

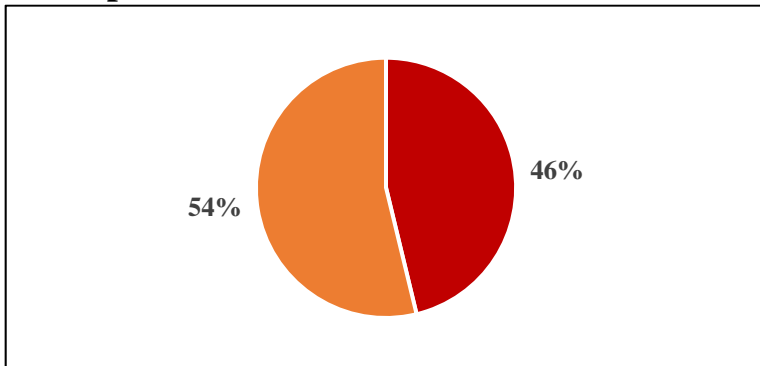
Dispatches



REGION DISPATCHES	1528
Placentia	694
Yorba Linda	834

Fig. 2: Dispatch – a call for service requiring a 9-1-1 Emergency Ambulance response, regardless of the final outcome and does not account for duplicate calls

Transports



REGION TRANSPORTS	1073
Placentia	496
Yorba Linda	577

Fig. 3: Transport – the movement of a patient from the scene of a dispatch to a hospital by a 9-1-1 Emergency Ambulance