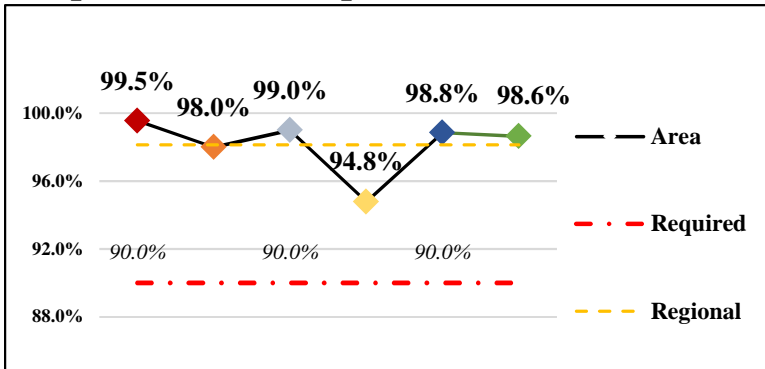


**9-1-1 EMERGENCY AMBULANCE**  
**FISCAL YEAR 2015/2016 3rd QUARTER ACTIVITY REPORT**  
**JANUARY - MARCH 2016**  
**REGION B**  
 (Cypress, La Palma, Los Alamitos, Midway City, Seal Beach, Stanton, Unincorporated Areas)  
 Care Ambulance Service, Inc.

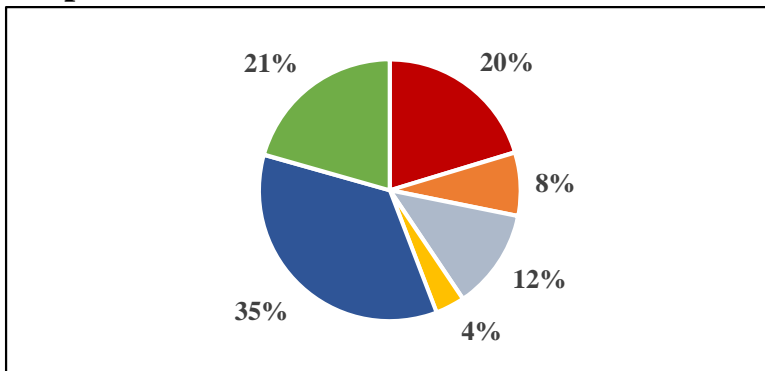
### Response Time Compliance



<b>REGION COMPLIANCE</b>	<b>98.13%</b>
<b>Cypress</b>	100%
<b>La Palma</b>	98%
<b>Los Alamitos</b>	99%
<b>Seal Beach</b>	99%
<b>Stanton</b>	99%
<b>Unincorporated</b>	95%

Fig. 1: Response Time Performance – combination of dispatch, system deployment & ambulance maintenance required to meet monthly compliance rate of 90% for an Exclusive Operating Area

### Dispatches

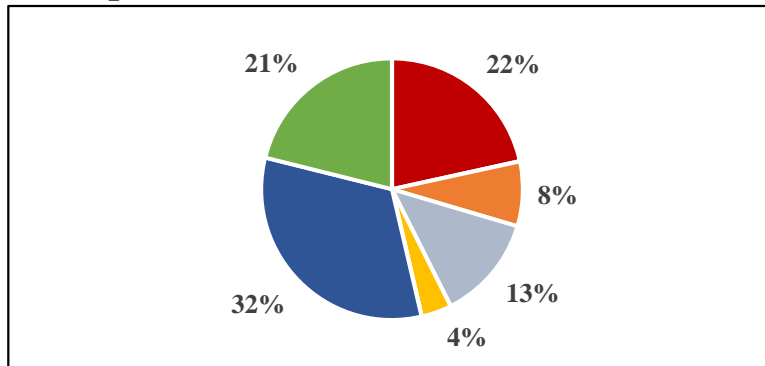


<b>REGION DISPATCHES</b>	<b>3187</b>
<b>Cypress</b>	648
<b>La Palma</b>	249
<b>Los Alamitos</b>	396
<b>Seal Beach</b>	1122
<b>Home Wellness</b>	22
<b>Stanton</b>	657
<b>Unincorporated</b>	115

*Home Wellness- a call for public assistance (lift assist, back to bed, etc.) received/dispatched through the 9-1-1 system; responded to by BLS Ambulance without ALS/OCFA; may be included in total dispatches*

Fig. 2: Dispatch – a call for service requiring a 9-1-1 Emergency Ambulance response, regardless of the final outcome and does not account for duplicate calls

### Transports



<b>REGION TRANSPORTS</b>	<b>2146</b>
<b>Cypress</b>	463
<b>La Palma</b>	172
<b>Los Alamitos</b>	279
<b>Seal Beach</b>	698
<b>Stanton</b>	453
<b>Unincorporated</b>	81

Fig. 3: Transport – the movement of a patient from the scene of a dispatch to a hospital by a 9-1-1 Emergency Ambulance