

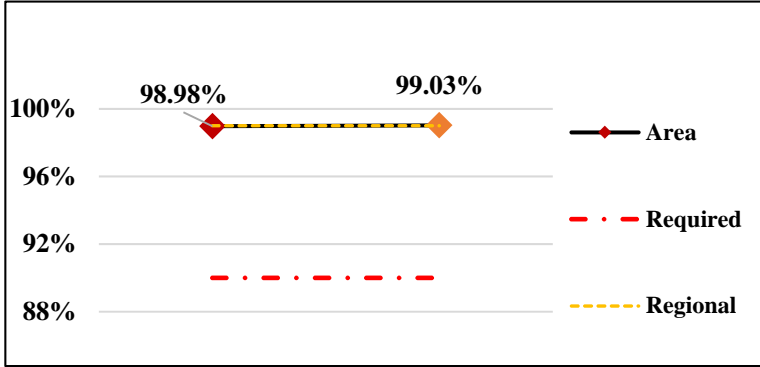


County of Orange Health Care Agency
 EMERGENCY MEDICAL SERVICES
 405 W. 5th Street, Suite 301-A
 Santa Ana, CA 92701



**9-1-1 EMERGENCY AMBULANCE
 FISCAL YEAR 2015/2016 3rd QUARTER ACTIVITY REPORT
 JANUARY - MARCH 2016
 REGION A
 (Placentia, Yorba Linda, Unincorporated Areas)
 Emergency Ambulance Service, Inc.**

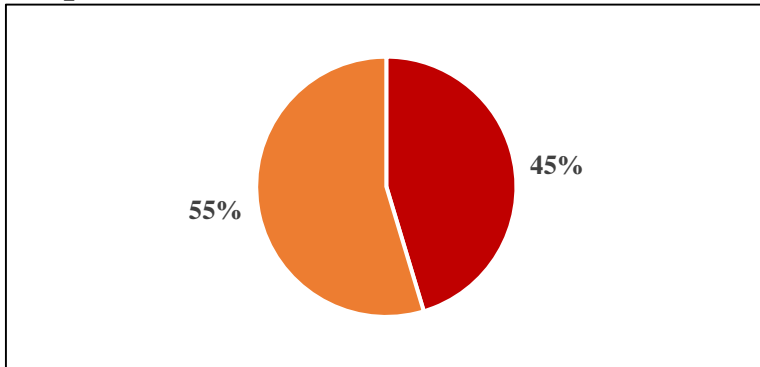
Response Time Compliance



REGION COMPLIANCE	99.00%
Placentia	98.98%
Yorba Linda	99.03%

Fig. 1: Response Time Performance – combination of dispatch, system deployment & ambulance maintenance required to meet monthly compliance rate of 90% for an Exclusive Operating Area

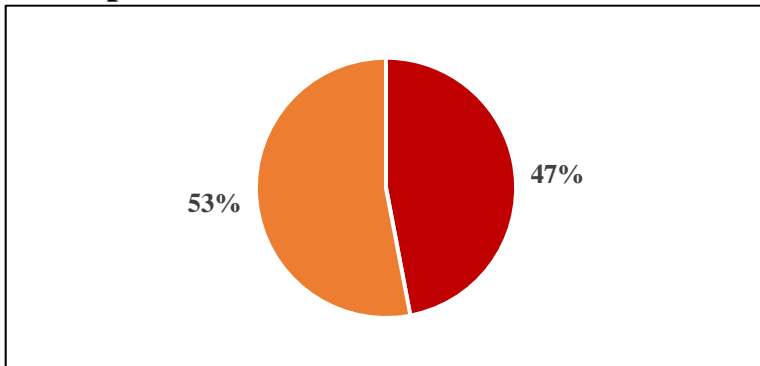
Dispatches



REGION DISPATCHES	1506
Placentia	683
Yorba Linda	823

Fig. 2: Dispatch – a call for service requiring a 9-1-1 Emergency Ambulance response, regardless of the final outcome and does not account for duplicate calls

Transports



REGION TRANSPORTS	1085
Placentia	510
Yorba Linda	575

Fig. 3: Transport – the movement of a patient from the scene of a dispatch to a hospital by a 9-1-1 Emergency Ambulance