



County of Orange Health Care Agency
 EMERGENCY MEDICAL SERVICES
 405 W. 5th Street, Suite 301-A
 Santa Ana, CA 92701



**9-1-1 EMERGENCY AMBULANCE
 FISCAL YEAR 2016/2017 1st QUARTER ACTIVITY REPORT
 JULY - SEPTEMBER 2016
 REGION A**

(Placentia, Yorba Linda, Unincorporated Brea)
 Emergency Ambulance Service, Inc.

Response Time Compliance

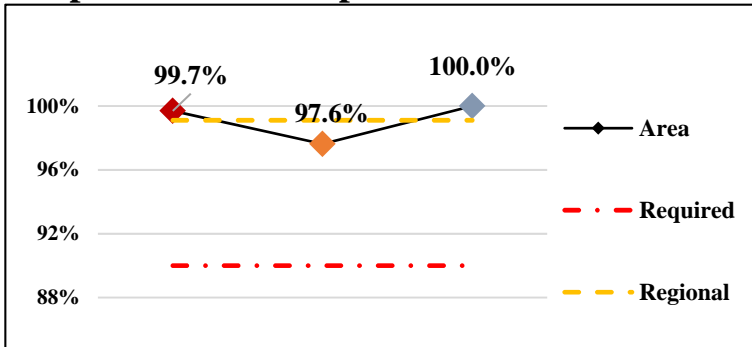


Fig. 1: Response Time Performance – combination of dispatch, system deployment & ambulance maintenance required to meet monthly compliance rate of 90% for an Exclusive Operating Area

REGION COMPLIANCE	99.1%
Placentia	99.7%
Yorba Linda	97.6%
Unincorporated Brea	100.0%

Dispatches

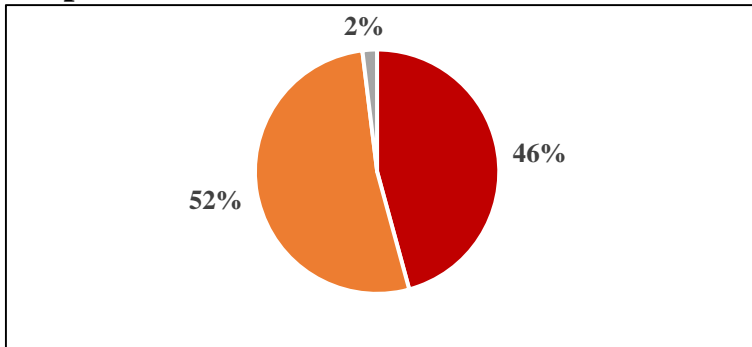


Fig. 2: Dispatch – a call for service requiring a 9-1-1 Emergency Ambulance response, regardless of the final outcome and does not account for calls outside the region border

REGION DISPATCHES	1451
Placentia	664
Yorba Linda	759
Unincorporated Brea	28

Transports

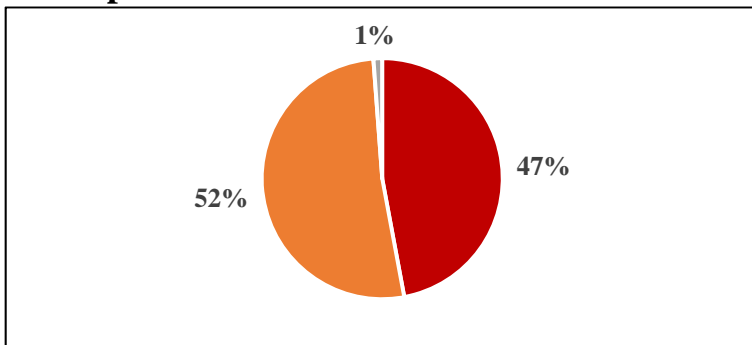


Fig. 3: Transport – the movement of a patient from the scene of a dispatch to a hospital by a 9-1-1 Emergency Ambulance, excluding calls outside the region border

REGION TRANSPORTS	1022
Placentia	481
Yorba Linda	529
Unincorporated Brea	12