



ORANGE COUNTY STROKE- NEUROLOGY PROGRAM

INTERIM 2016 SYSTEM REPORT
ORANGE COUNTY HEALTH CARE
AGENCY
EMERGENCY MEDICAL SERVICES

DATA

- Report is based on data currently received by OCEMS for 2016
- Data is reported by the nine Orange County Stroke-Neurology Receiving Centers (not all 24 acute care hospitals)
- Database is double entry format with entry from:
 - Orange County Base Hospitals
 - Orange County Stroke-Neurology Centers

Demographics

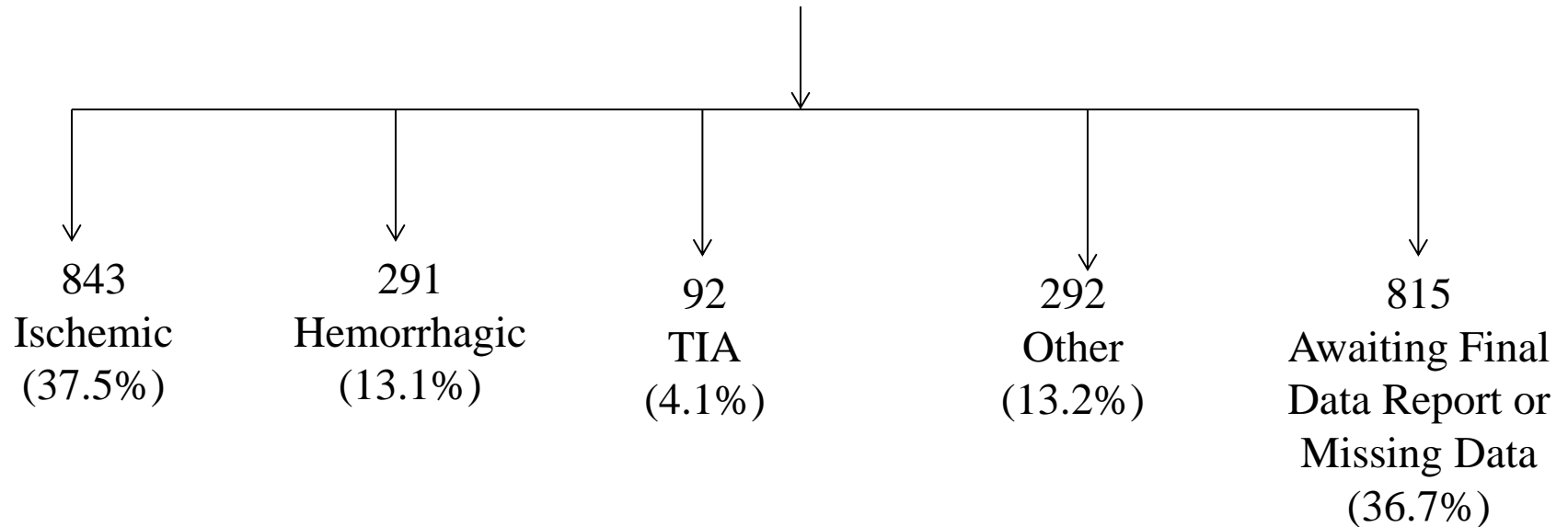
- Of total database entries:
 - Female = 52.9%
 - Median female age = 78 yrs (Q25=63; Q75=86)
 - Average female age = 74.0 yrs (=/- 16.3 yrs)
 - Male = 47.1 %
 - Median male age = 69 yrs (Q25=58; Q75=81)
 - Average male age = 68.3 yrs (+/- 15.2 yrs)
 - Total population
 - Median age = 74 yrs (Q25= 60; Q75 = 84)
 - Average age = 71.2 yrs (+/- 16.1 yrs)

System Performance

- EMS Transport to SNRC within 7 hours of onset of symptoms = 51% of total EMS transport cases with complete data
- Mortality rate = 7.0% of total cases in full database with complete data

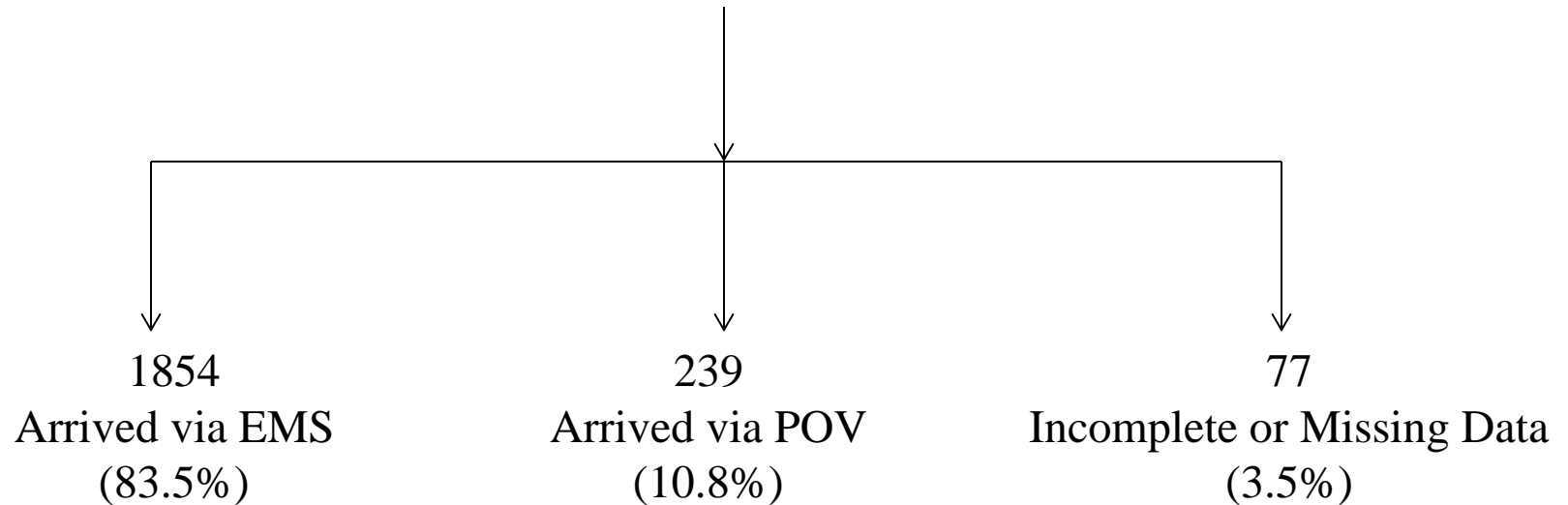
CASE BASED DISTRIBUTION

2219 Cases Entered to Date
(December 1, 2016)




Mode of Arrival

2219 Cases in Database



Ischemic Stroke Treatment Interventions



Total Intervention Rate = 33.0%

Mechanical Intervention Rate = 9.8%

DIAGNOSIS = OTHER TOP 7

- Seizure and seizure variants
- Sepsis / systemic infections
- Headache variants (vascular)
- Cardiac etiologies (37.5 % acute MI)
- Syncope variants
- Hypoglycemia (diabetic)
- Intracranial mass

NIH Scores

- Total ischemic cases

Arrival to SNRC

Median = 5

(quartiles: 25% = 2, 75% = 13)

Average = 8.2

(95% CI: 7.6, 8.8)

Discharge from SNRC

Median = 3

(quartiles: 25% = 1, 75% = 8)

Average = 6.0

(95% CI: 5.5, 7.6)

NIH Scores

- Ischemic cases with intervention

Arrival to SNRC

Median = 6

(quartiles: 25%= 3, 75%= 14)

Average = 9.0

(95% CI: 8.0, 10.0)

Discharge from SNRC

Median = 3

(quartiles: 25%= 1, 75%= 11)

Average = 6.7

(95% CI: 5.8, 7.6)

NIH SCORES

- For most serious ischemic stroke cases:
 - Admit NIH ≥ 13
 - Received intervention (IV TPA, IA TPA, Mech)

74 cases thus far in 2016

	Admit	D/C
Median NIH Score	24	16
Q 25/75 =	(23, 27)	(8, 24)
Median (95% CI)	25.1 (24.0, 26.2)	15.6 (13.5, 17.7)