



County of Orange Health Care Agency  
 EMERGENCY MEDICAL SERVICES  
 405 W. 5th Street, Suite 301-A  
 Santa Ana, CA 92701



**9-1-1 EMERGENCY AMBULANCE  
 FISCAL YEAR 2016/2017 2nd QUARTER ACTIVITY REPORT  
 OCTOBER - DECEMBER 2016**

**REGION A**

(Placentia, Yorba Linda, Unincorporated Brea)

Emergency Ambulance Service, Inc.

**Response Time Compliance**

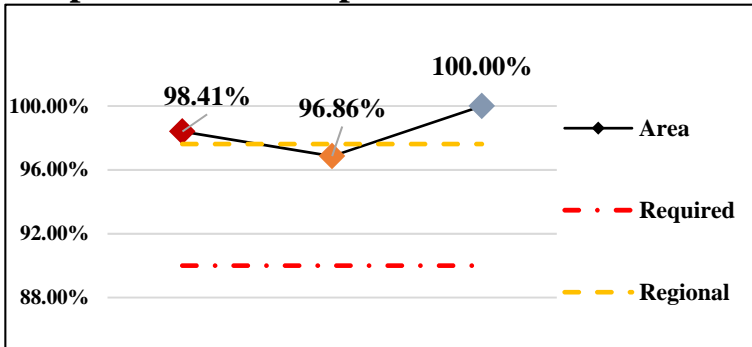


Fig. 1: Response Time Performance – combination of dispatch, system deployment & ambulance maintenance required to meet monthly compliance rate of 90% for an Exclusive Operating Area

<b>REGION COMPLIANCE</b>	<b>97.62%</b>
<b>Placentia</b>	98.41%
<b>Yorba Linda</b>	96.86%
<b>Unincorporated Brea</b>	100.00%

**Dispatches**

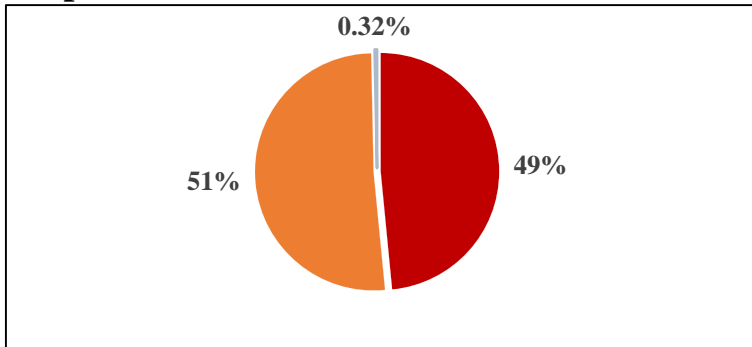


Fig. 2: Dispatch – a call for service requiring a 9-1-1 Emergency Ambulance response, regardless of the final outcome and does not account for calls outside the region border

<b>REGION DISPATCHES</b>	<b>1554</b>
<b>Placentia</b>	753
<b>Yorba Linda</b>	796
<b>Unincorporated Brea</b>	5

**Transports**

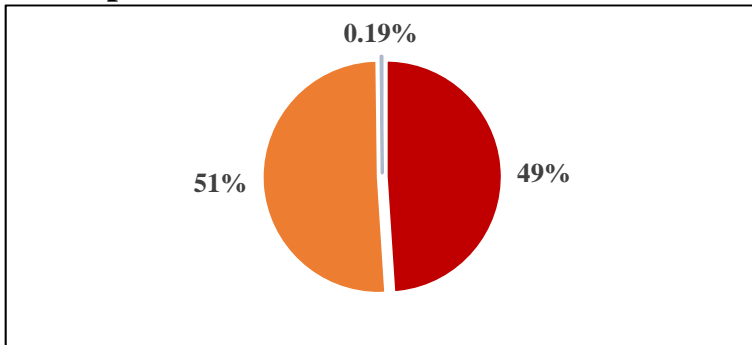


Fig. 3: Transport – the movement of a patient from the scene of a dispatch to a hospital by a 9-1-1 Emergency Ambulance, excluding calls outside the region border

<b>REGION TRANSPORTS</b>	<b>1064</b>
<b>Placentia</b>	521
<b>Yorba Linda</b>	541
<b>Unincorporated Brea</b>	2