

**9-1-1 EMERGENCY AMBULANCE  
FISCAL YEAR 2016/2017 3rd QUARTER ACTIVITY REPORT  
JANUARY - MARCH 2017  
REGION B**

(Cypress, La Palma, Los Alamitos, Midway City, Seal Beach, Stanton, Unincorporated Areas)

Care Ambulance Service, Inc.

### Response Time Compliance

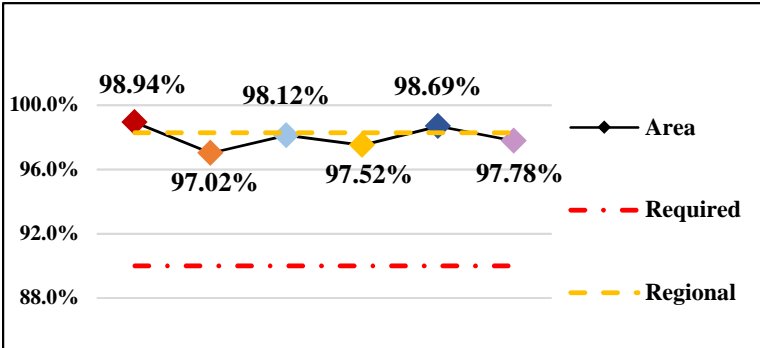


Fig. 1: Response Time Performance – combination of dispatch, system deployment & ambulance maintenance required to meet monthly compliance rate of 90% for an Exclusive Operating Area

REGION COMPLIANCE	98.29%
<b>Cypress</b>	98.94%
<b>La Palma</b>	97.02%
<b>Los Alamitos</b>	98.12%
<b>Seal Beach</b>	98.69%
<b>Stanton</b>	97.78%
<b>Unincorporated</b>	97.52%

### Dispatches

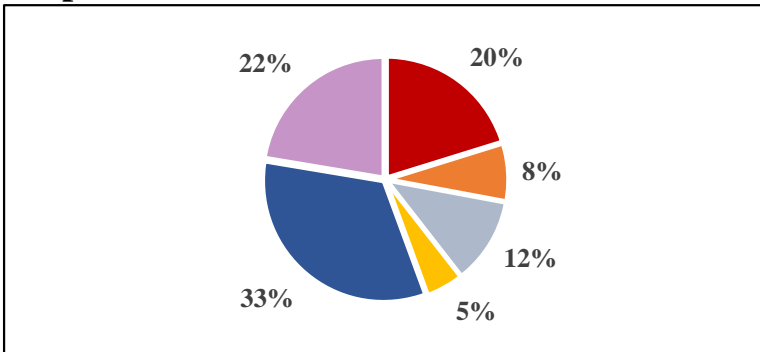


Fig. 2: Dispatch – a call for service requiring a 9-1-1 Emergency Ambulance response, regardless of the final outcome and does not account for calls outside the region border

REGION DISPATCHES	3396
<b>Cypress</b>	687
<b>La Palma</b>	261
<b>Los Alamitos</b>	393
<b>Seal Beach</b>	1128
<b>Stanton</b>	760
<b>Unincorporated</b>	167
<b>Home Wellness</b>	23

Home Wellness- a call for public assistance (lift assist, back to bed, etc.) received/dispatched through the 9-1-1 system; responded to by BLS Ambulance without ALS/OCFA; not included in total dispatches

### Transports

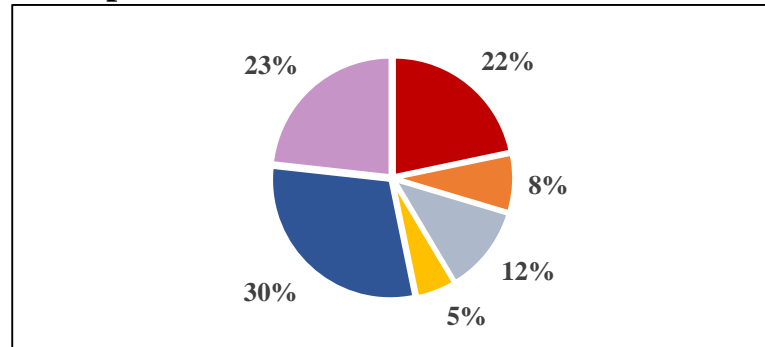


Fig. 3: Transport – the movement of a patient from the scene of a dispatch to a hospital by a 9-1-1 Emergency Ambulance, excluding calls outside the region border

REGION TRANSPORTS	2234
<b>Cypress</b>	485
<b>La Palma</b>	177
<b>Los Alamitos</b>	264
<b>Seal Beach</b>	669
<b>Stanton</b>	520
<b>Unincorporated</b>	119