

**9-1-1 EMERGENCY AMBULANCE
FISCAL YEAR 2016/2017 4th QUARTER ACTIVITY REPORT
APRIL - JUNE 2017
ALL REGIONS**

Response Time Compliance

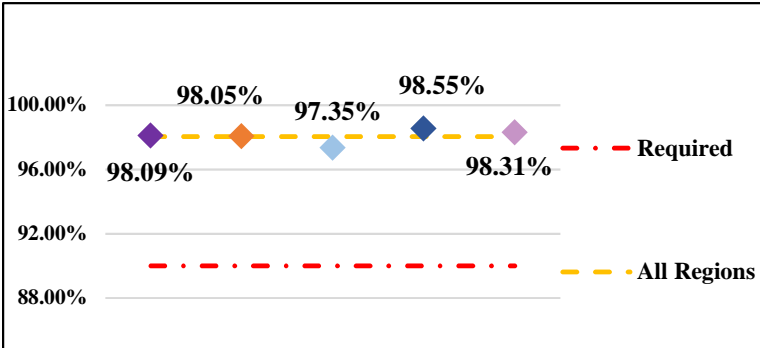


Fig. 1: Response Time Performance – combination of dispatch, system deployment & ambulance maintenance required to meet monthly compliance rate of 90% for an Exclusive Operating Area

ALL REGIONS COMPLIANCE	98.05%
Region A	98.09%
Region B	98.05%
Region C	97.35%
Region D	98.55%
Region E	98.31%

Dispatches

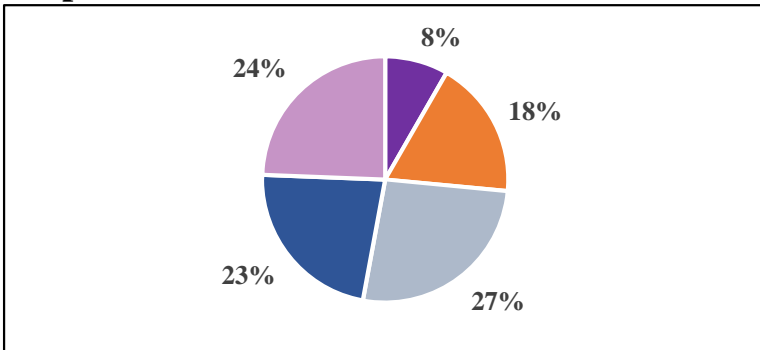


Fig. 2: Dispatch – a call for service requiring a 9-1-1 Emergency Ambulance response, regardless of the final outcome and does not account for calls outside the region border

ALL REGIONS DISPATCHES	18947
Region A	1573
Region B	3448
Region C	5005
Region D	4301
Region E	4620
Home Wellness	75

Home Wellness- a call for public assistance (lift assist, back to bed, etc.) received/dispatched through the 9-1-1 system; responded to by BLS Ambulance without ALS/OCFA; not included in total dispatches

Transports

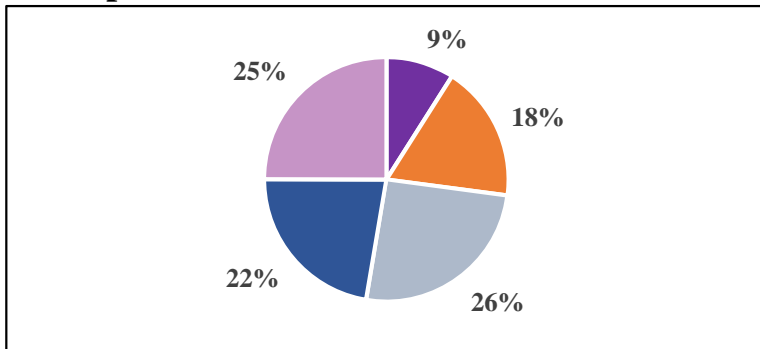


Fig. 3: Transport – the movement of a patient from the scene of a dispatch to a hospital by a 9-1-1 Emergency Ambulance, excluding calls outside the region border

ALL REGIONS TRANSPORTS	12244
Region A	1107
Region B	2210
Region C	3129
Region D	2741
Region E	3057