

**9-1-1 EMERGENCY AMBULANCE  
FISCAL YEAR 2016/2017 4th QUARTER ACTIVITY REPORT  
APRIL - JUNE 2017  
REGION A  
(Placentia, Yorba Linda, Unincorporated Brea)  
Emergency Ambulance Service, Inc.**

**Response Time Compliance**

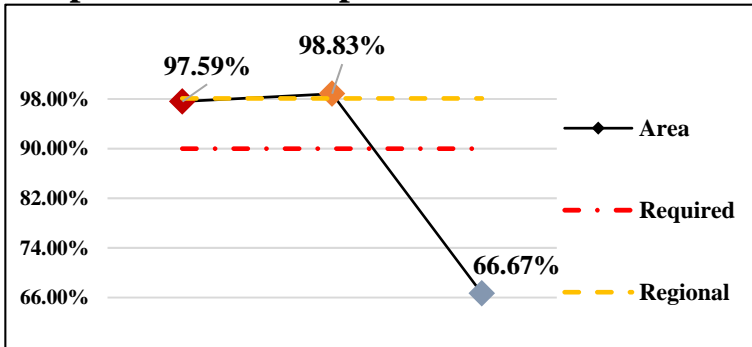


Fig. 1: Response Time Performance – combination of dispatch, system deployment & ambulance maintenance required to meet monthly compliance rate of 90% for an Exclusive Operating Area

<b>REGION COMPLIANCE</b>	<b>98.09%</b>
<b>Placentia</b>	97.59%
<b>Yorba Linda</b>	98.83%
<b>Unincorporated Brea</b>	66.67%

**Dispatches**

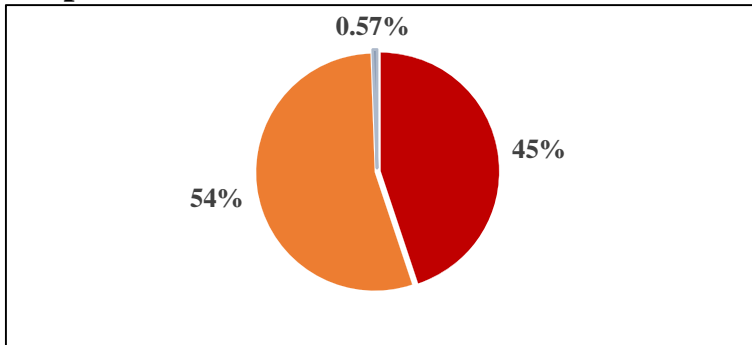


Fig. 2: Dispatch – a call for service requiring a 9-1-1 Emergency Ambulance response, regardless of the final outcome and does not account for calls outside the region border

<b>REGION DISPATCHES</b>	<b>1573</b>
<b>Placentia</b>	706
<b>Yorba Linda</b>	858
<b>Unincorporated Brea</b>	9

**Transports**

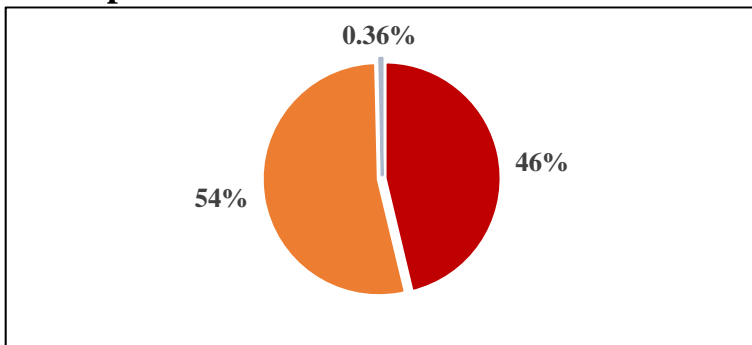


Fig. 3: Transport – the movement of a patient from the scene of a dispatch to a hospital by a 9-1-1 Emergency Ambulance, excluding calls outside the region border

<b>REGION TRANSPORTS</b>	<b>1107</b>
<b>Placentia</b>	512
<b>Yorba Linda</b>	591
<b>Unincorporated Brea</b>	4