

**9-1-1 EMERGENCY AMBULANCE
FISCAL YEAR 2016/2017 4th QUARTER ACTIVITY REPORT
APRIL - JUNE 2017
REGION C**

(Tustin, Irvine, Villa Park, Unincorporated Areas)
Care Ambulance Service, Inc.

Response Time Compliance

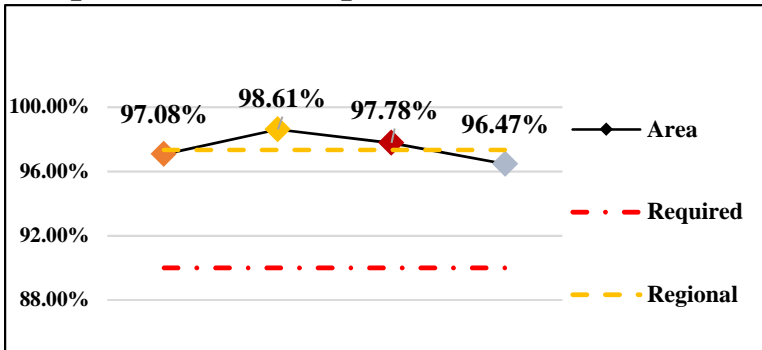


Fig. 1: Response Time Performance – combination of dispatch, system deployment & ambulance maintenance required to meet monthly compliance rate of 90% for an Exclusive Operating Area

REGION COMPLIANCE	97.35%
Tustin	97.78%
Irvine	97.08%
Villa Park	96.47%
Unincorporated	98.61%

Dispatches

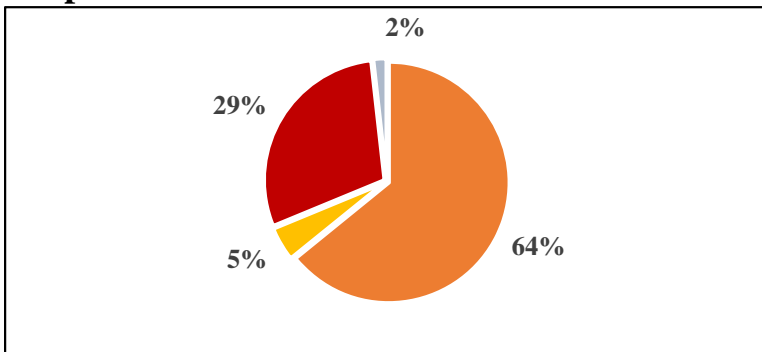


Fig. 2: Dispatch – a call for service requiring a 9-1-1 Emergency Ambulance response, regardless of the final outcome and does not account for calls outside the region border

REGION DISPATCHES	5005
Tustin	1475
Irvine	3211
Villa Park	88
Unincorporated	231
Home Wellness	0

Home Wellness- a call for public assistance (lift assist, back to bed, etc.) received/dispatched through the 9-1-1 system; responded to by BLS Ambulance without ALS/OCFA; not included in total dispatches

Transports

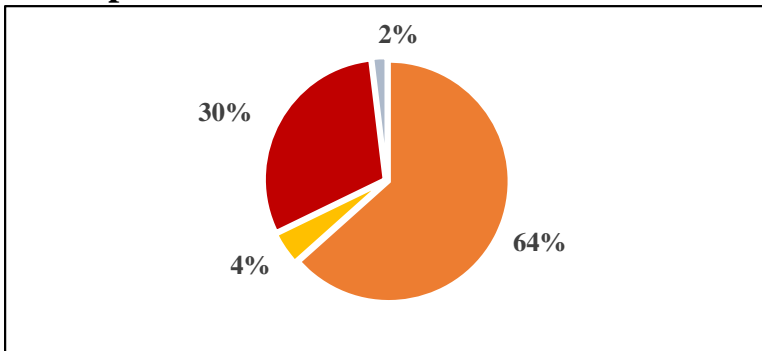


Fig. 3: Transport – the movement of a patient from the scene of a dispatch to a hospital by a 9-1-1 Emergency Ambulance, excluding calls outside the region border

REGION TRANSPORTS	3129
Tustin	948
Irvine	1984
Villa Park	60
Unincorporated	137