

**9-1-1 EMERGENCY AMBULANCE
 FISCAL YEAR 2017/2018 3rd QUARTER ACTIVITY REPORT
 JANUARY - MARCH 2018
 REGION A
 (Placentia, Yorba Linda, Unincorporated Brea)
 Emergency Ambulance Service, Inc.**

Response Time Compliance

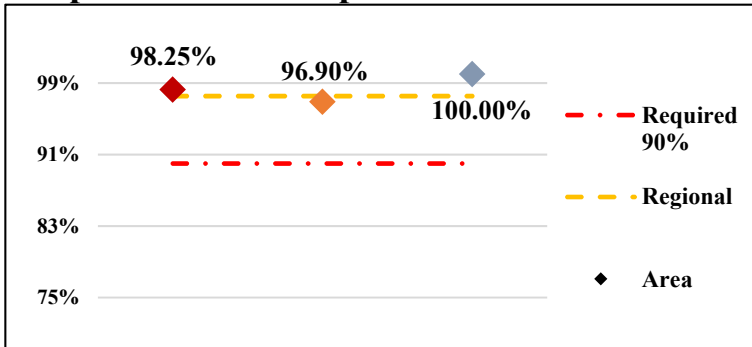


Fig. 1: Response Time Performance – combination of dispatch, system deployment & ambulance maintenance required to meet monthly compliance rate of 90% for an Exclusive Operating Area

REGION COMPLIANCE	97.54%
Placentia	98.25%
Yorba Linda	96.90%
Unincorporated Brea	100.00%

Dispatches

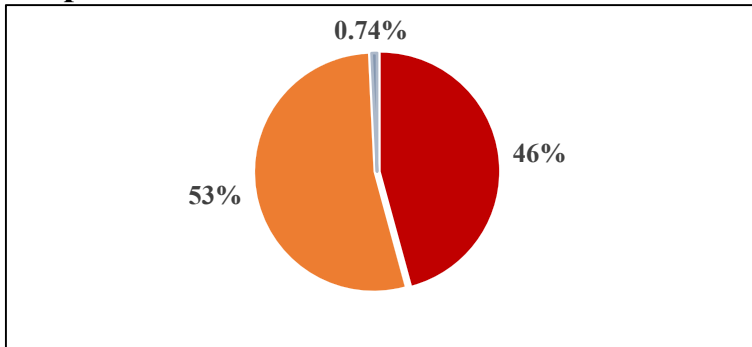


Fig. 2: Dispatch – a call for service requiring a 9-1-1 Emergency Ambulance response, regardless of the final outcome and does not account for calls outside the region border

REGION DISPATCHES	1748
Placentia	800
Yorba Linda	935
Unincorporated Brea	13

Transports

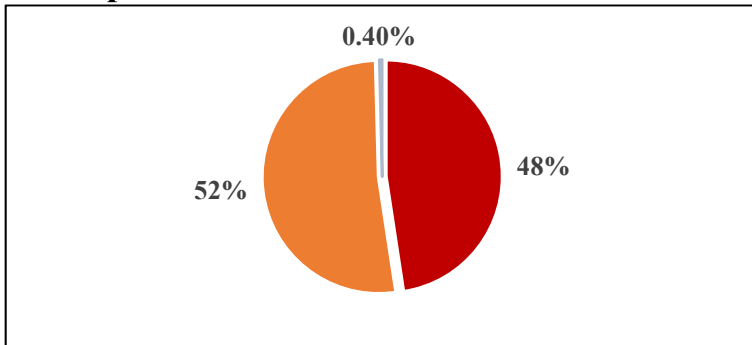


Fig. 3: Transport – the movement of a patient from the scene of a dispatch to a hospital by a 9-1-1 Emergency Ambulance, excluding calls outside the region border

REGION TRANSPORTS	1250
Placentia	595
Yorba Linda	650
Unincorporated Brea	5