

**9-1-1 EMERGENCY AMBULANCE
FISCAL YEAR 2017/2018 3rd QUARTER ACTIVITY REPORT
JANUARY - MARCH 2018
REGION B**

(Cypress, La Palma, Los Alamitos, Midway City, Seal Beach, Stanton, Unincorporated Areas)
Care Ambulance Service, Inc.

Response Time Compliance

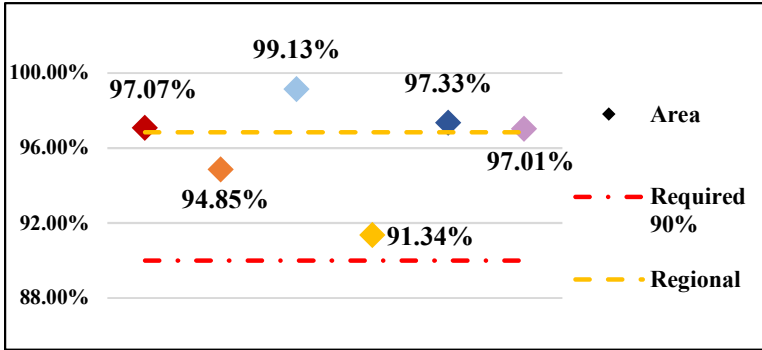


Fig. 1: Response Time Performance – combination of dispatch, system deployment & ambulance maintenance required to meet monthly compliance rate of 90% for an Exclusive Operating Area

REGION COMPLIANCE	Percentage
Cypress	97.07%
La Palma	94.85%
Los Alamitos	99.13%
Seal Beach	97.33%
Stanton	97.01%
Unincorporated	91.34%

Dispatches

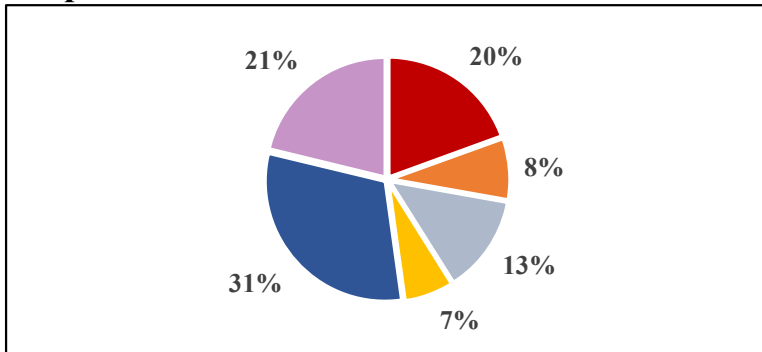


Fig. 2: Dispatch – a call for service requiring a 9-1-1 Emergency Ambulance response, regardless of the final outcome and does not account for calls outside the region border

REGION DISPATCHES	Count
Cypress	717
La Palma	308
Los Alamitos	489
Seal Beach	1143
Stanton	782
Unincorporated	247
Home Wellness	35

Home Wellness- a call for public assistance (lift assist, back to bed, etc.) received/dispatched through the 9-1-1 system; responded to by BLS Ambulance without ALS/OCFA; not included in total dispatches

Transports

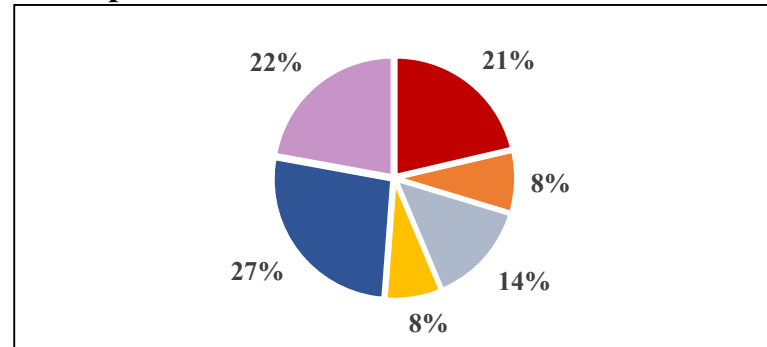


Fig. 3: Transport – the movement of a patient from the scene of a dispatch to a hospital by a 9-1-1 Emergency Ambulance, excluding calls outside the region border

REGION TRANSPORTS	Count
Cypress	516
La Palma	202
Los Alamitos	338
Seal Beach	645
Stanton	536
Unincorporated	182