

**9-1-1 EMERGENCY AMBULANCE
FISCAL YEAR 2017/2018 4th QUARTER ACTIVITY REPORT
APRIL - JUNE 2018
ALL REGIONS**

Response Time Compliance

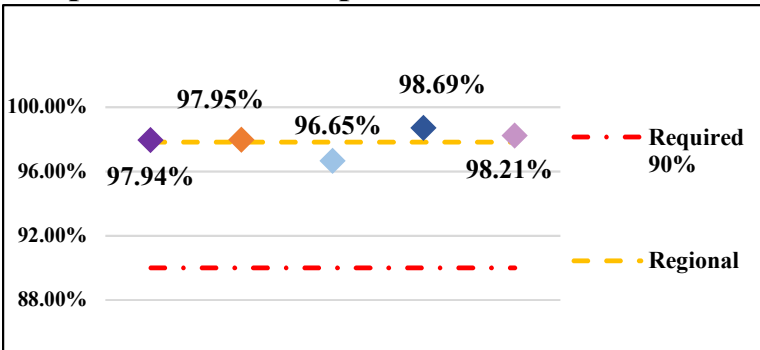


Fig. 1: Response Time Performance – combination of dispatch, system deployment & ambulance maintenance required to meet monthly compliance rate of 90% for an Exclusive Operating Area

ALL REGIONS COMPLIANCE	97.83%
Region A	97.94%
Region B	97.95%
Region C	96.65%
Region D	98.69%
Region E	98.21%

Dispatches

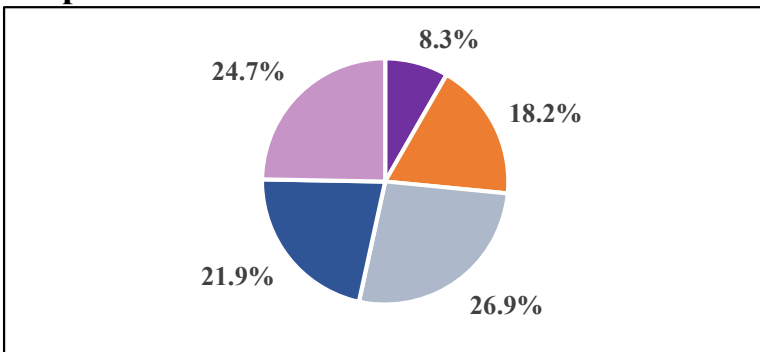


Fig. 2: Dispatch – a call for service requiring a 9-1-1 Emergency Ambulance response, regardless of the final outcome and does not account for calls outside the region border

ALL REGIONS DISPATCHES	19289
Region A	1602
Region B	3519
Region C	5185
Region D	4216
Region E	4767
Home Wellness	84

Home Wellness- a call for public assistance (lift assist, back to bed, etc.) received/dispatched through the 9-1-1 system; responded to by BLS Ambulance without ALS/OCFA; not included in total dispatches

Transports

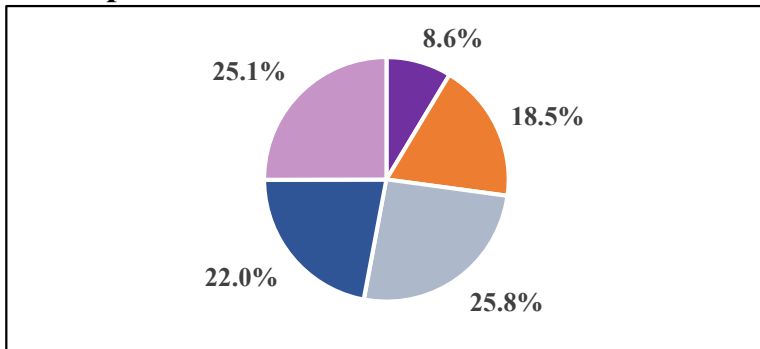


Fig. 3: Transport – the movement of a patient from the scene of a dispatch to a hospital by a 9-1-1 Emergency Ambulance, excluding calls outside the region border

ALL REGIONS TRANSPORTS	12661
Region A	1095
Region B	2344
Region C	3267
Region D	2782
Region E	3173