

**9-1-1 EMERGENCY AMBULANCE
FISCAL YEAR 2018/2019 1st QUARTER ACTIVITY REPORT
JULY - SEPTEMBER 2018
ALL REGIONS**

Response Time Compliance

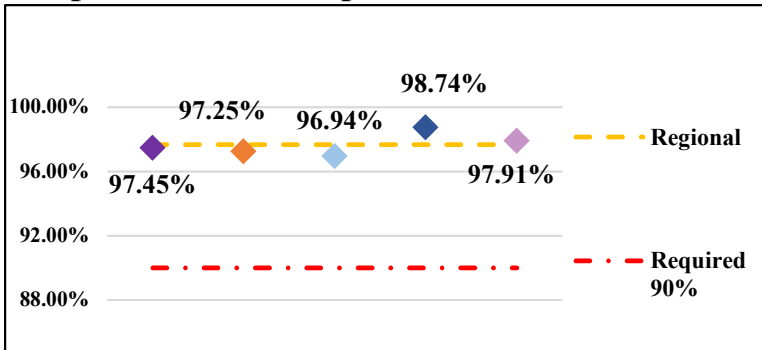


Fig. 1: Response Time Performance – combination of dispatch, system deployment & ambulance maintenance required to meet monthly compliance rate of 90% for an Exclusive Operating Area

ALL REGIONS COMPLIANCE	97.68%
Region A	97.45%
Region B	97.25%
Region C	96.94%
Region D	98.74%
Region E	97.91%

Dispatches

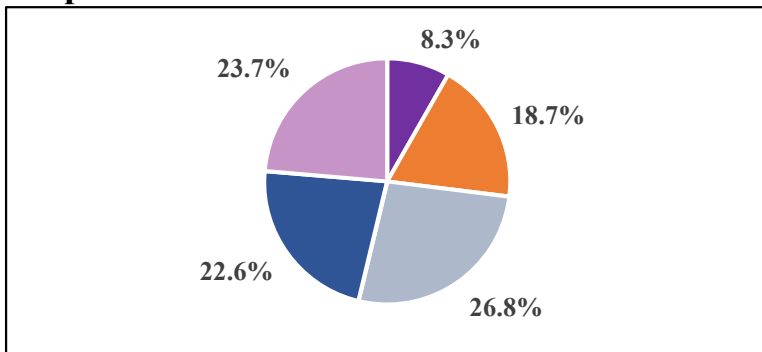


Fig. 2: Dispatch – a call for service requiring a 9-1-1 Emergency Ambulance response, regardless of the final outcome and does not account for calls outside the region border

ALL REGIONS DISPATCHES	19496
Region A	1610
Region B	3646
Region C	5225
Region D	4402
Region E	4613
Home Wellness	76

Home Wellness- a call for public assistance (lift assist, back to bed, etc.) received/dispatched through the 9-1-1 system; responded to by BLS Ambulance without ALS/OCFA; not included in total dispatches

Transports

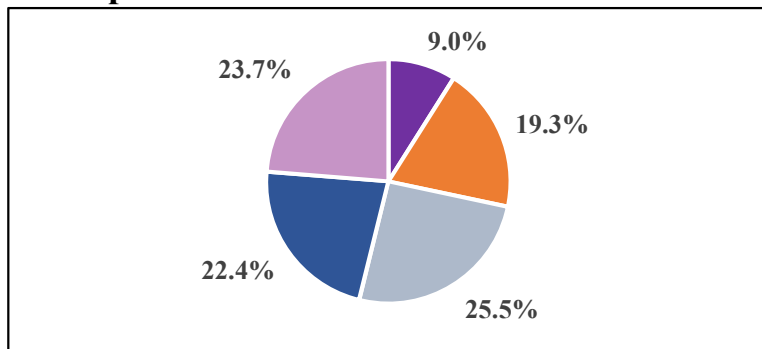


Fig. 3: Transport – the movement of a patient from the scene of a dispatch to a hospital by a 9-1-1 Emergency Ambulance, excluding calls outside the region border

ALL REGIONS TRANSPORTS	12662
Region A	1140
Region B	2447
Region C	3232
Region D	2840
Region E	3003