

**9-1-1 EMERGENCY AMBULANCE
FISCAL YEAR 2018/2019 3rd QUARTER ACTIVITY REPORT
JANUARY - MARCH 2019
REGION B**

(Cypress, La Palma, Los Alamitos, Seal Beach, Stanton, Unincorporated Areas)
Care Ambulance Service, Inc.

Response Time Compliance

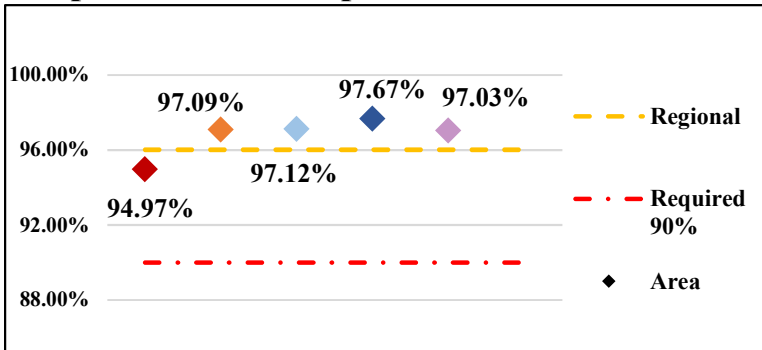


Fig. 1: Response Time Performance – combination of dispatch, system deployment & ambulance maintenance required to meet monthly compliance rate of 90% for an Exclusive Operating Area

REGION COMPLIANCE	96.02%
Cypress	94.97%
La Palma	97.09%
Los Alamitos	97.12%
Seal Beach	97.67%
Stanton	97.03%
Unincorporated	83.90%

Dispatches

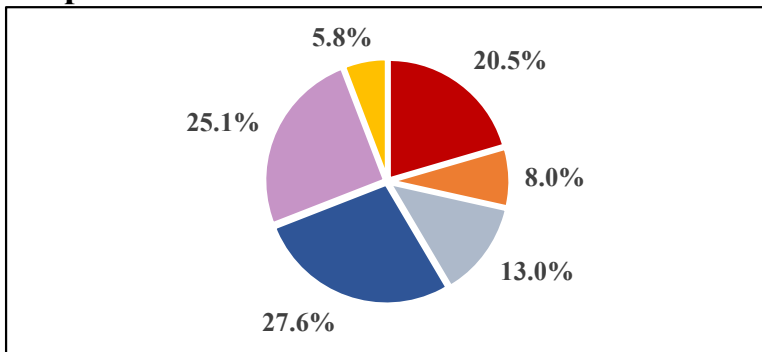


Fig. 2: Dispatch – a call for service requiring a 9-1-1 Emergency Ambulance response, regardless of the final outcome and does not account for calls outside the region border

REGION DISPATCHES	3704
Cypress	759
La Palma	296
Los Alamitos	483
Seal Beach	1021
Stanton	930
Unincorporated	215
Home Wellness	21

Home Wellness- a call for public assistance (lift assist, back to bed, etc.) received/dispatched through the 9-1-1 system; responded to by BLS Ambulance without ALS/OCFA; not included in total dispatches

Transports

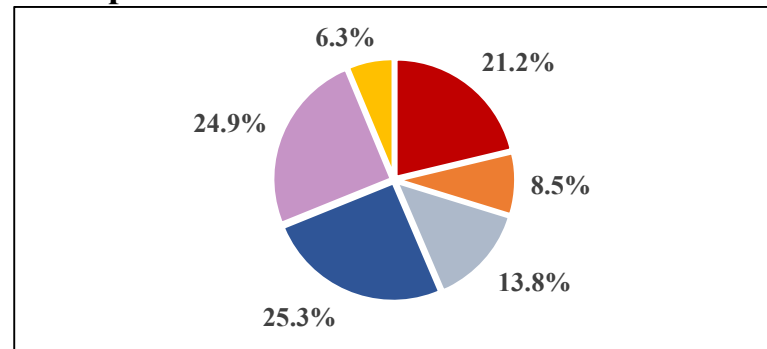


Fig. 3: Transport – the movement of a patient from the scene of a dispatch to a hospital by a 9-1-1 Emergency Ambulance, excluding calls outside the region border

REGION TRANSPORTS	2454
Cypress	521
La Palma	209
Los Alamitos	339
Seal Beach	621
Stanton	610
Unincorporated	154