

**9-1-1 EMERGENCY AMBULANCE
FISCAL YEAR 2018/2019 3rd QUARTER ACTIVITY REPORT
JANUARY - MARCH 2019
ALL REGIONS**

Response Time Compliance

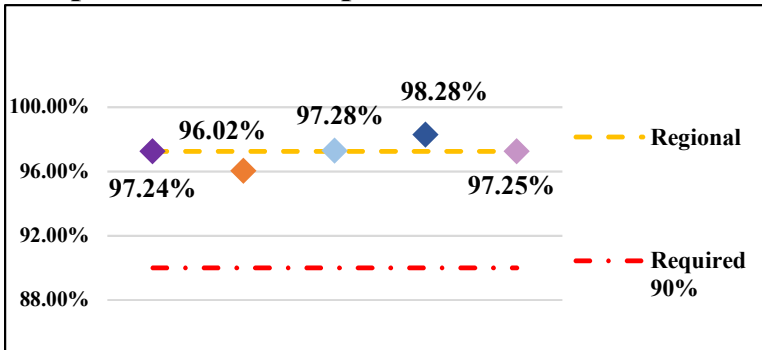


Fig. 1: Response Time Performance – combination of dispatch, system deployment & ambulance maintenance required to meet monthly compliance rate of 90% for an Exclusive Operating Area

ALL REGIONS COMPLIANCE	97.25%
Region A	97.24%
Region B	96.02%
Region C	97.28%
Region D	98.28%
Region E	97.25%

Dispatches

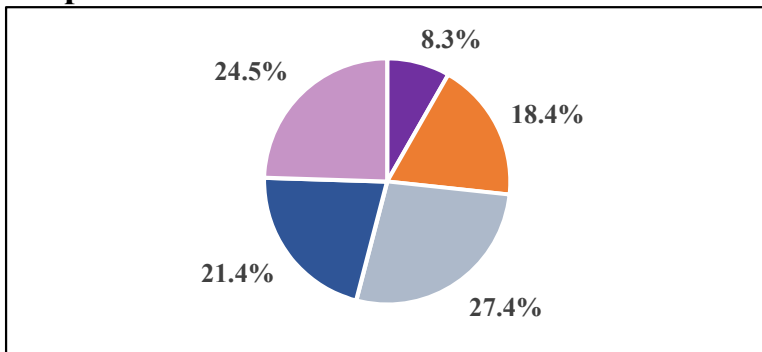


Fig. 2: Dispatch – a call for service requiring a 9-1-1 Emergency Ambulance response, regardless of the final outcome and does not account for calls outside the region border

ALL REGIONS DISPATCHES	20106
Region A	1664
Region B	3704
Region C	5501
Region D	4304
Region E	4933
Home Wellness	53

Home Wellness- a call for public assistance (lift assist, back to bed, etc.) received/dispatched through the 9-1-1 system; responded to by BLS Ambulance without ALS/OCFA; not included in total dispatches

Transports

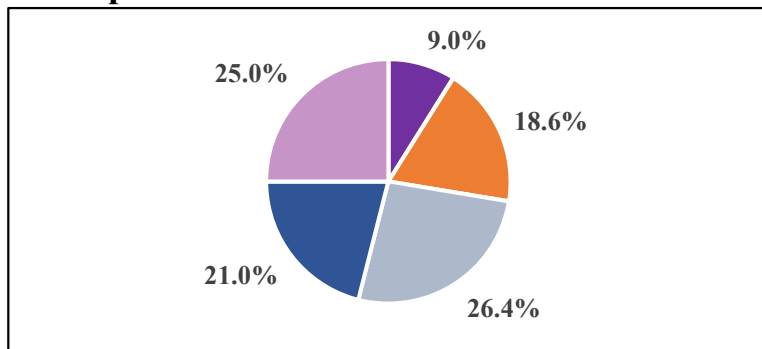


Fig. 3: Transport – the movement of a patient from the scene of a dispatch to a hospital by a 9-1-1 Emergency Ambulance, excluding calls outside the region border

ALL REGIONS TRANSPORTS	13159
Region A	1178
Region B	2454
Region C	3469
Region D	2766
Region E	3292