

**9-1-1 EMERGENCY AMBULANCE  
FISCAL YEAR 2018/2019 4th QUARTER ACTIVITY REPORT  
APRIL - JUNE 2019  
REGION B**

(Cypress, La Palma, Los Alamitos, Seal Beach, Stanton, Unincorporated Areas)

Care Ambulance Service, Inc.

**Response Time Compliance**

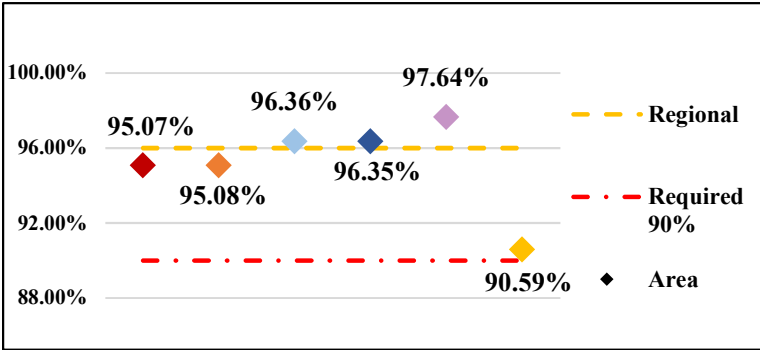


Fig. 1: Response Time Performance – combination of dispatch, system deployment & ambulance maintenance required to meet monthly compliance rate of 90% for an Exclusive Operating Area

REGION COMPLIANCE	96.00%
<b>Cypress</b>	95.07%
<b>La Palma</b>	95.08%
<b>Los Alamitos</b>	96.36%
<b>Seal Beach</b>	96.35%
<b>Stanton</b>	97.64%
<b>Unincorporated</b>	90.59%

**Dispatches**

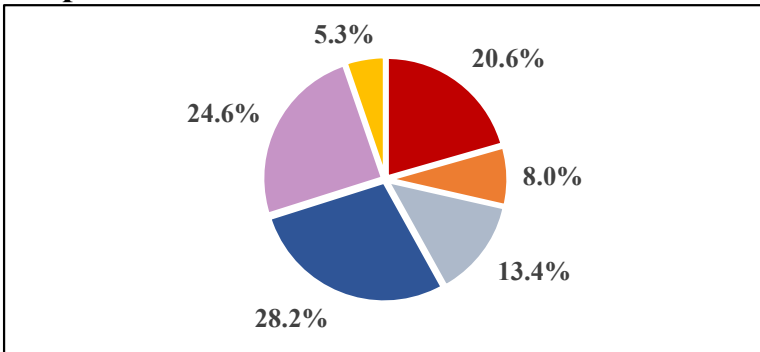


Fig. 2: Dispatch – a call for service requiring a 9-1-1 Emergency Ambulance response, regardless of the final outcome and does not account for calls outside the region border

REGION DISPATCHES	3431
<b>Cypress</b>	706
<b>La Palma</b>	273
<b>Los Alamitos</b>	460
<b>Seal Beach</b>	967
<b>Stanton</b>	844
<b>Unincorporated</b>	181
<b>Home Wellness</b>	32

Home Wellness- a call for public assistance (lift assist, back to bed, etc.) received/dispatched through the 9-1-1 system; responded to by BLS Ambulance without ALS/OCFA; not included in total dispatches

**Transports**

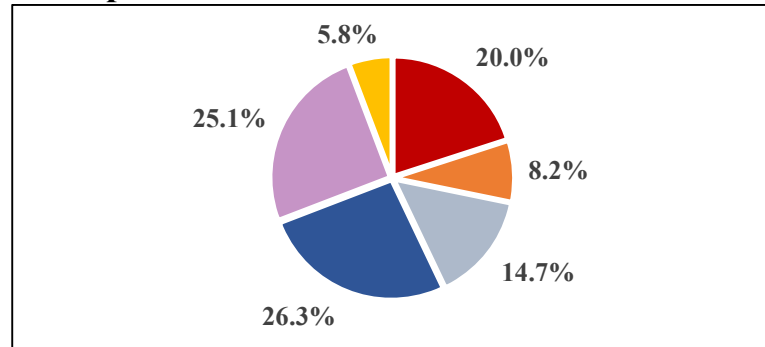


Fig. 3: Transport – the movement of a patient from the scene of a dispatch to a hospital by a 9-1-1 Emergency Ambulance, excluding calls outside the region border

REGION TRANSPORTS	2373
<b>Cypress</b>	475
<b>La Palma</b>	195
<b>Los Alamitos</b>	348
<b>Seal Beach</b>	623
<b>Stanton</b>	595
<b>Unincorporated</b>	137