

**9-1-1 EMERGENCY AMBULANCE
FISCAL YEAR 2018/2019 4th QUARTER ACTIVITY REPORT
APRIL - JUNE 2019
ALL REGIONS**

Response Time Compliance

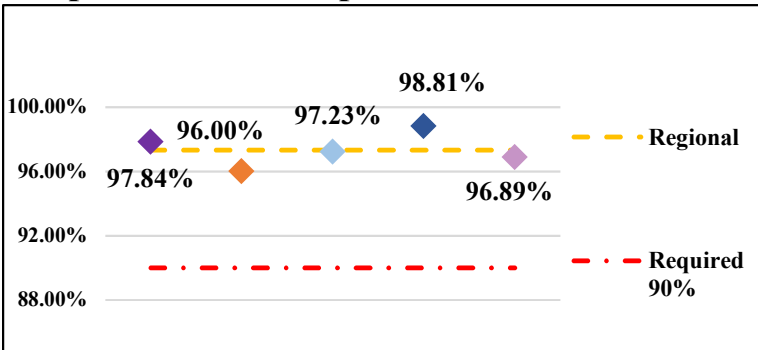


Fig. 1: Response Time Performance – combination of dispatch, system deployment & ambulance maintenance required to meet monthly compliance rate of 90% for an Exclusive Operating Area

ALL REGIONS COMPLIANCE	97.33%
Region A	97.84%
Region B	96.00%
Region C	97.23%
Region D	98.81%
Region E	96.89%

Dispatches

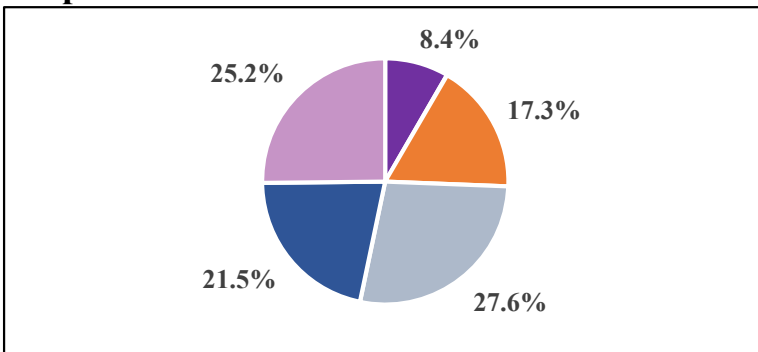


Fig. 2: Dispatch – a call for service requiring a 9-1-1 Emergency Ambulance response, regardless of the final outcome and does not account for calls outside the region border

ALL REGIONS DISPATCHES	19852
Region A	1663
Region B	3431
Region C	5485
Region D	4275
Region E	4998
Home Wellness	86

Home Wellness- a call for public assistance (lift assist, back to bed, etc.) received/dispatched through the 9-1-1 system; responded to by BLS Ambulance without ALS/OCFA; not included in total dispatches

Transports

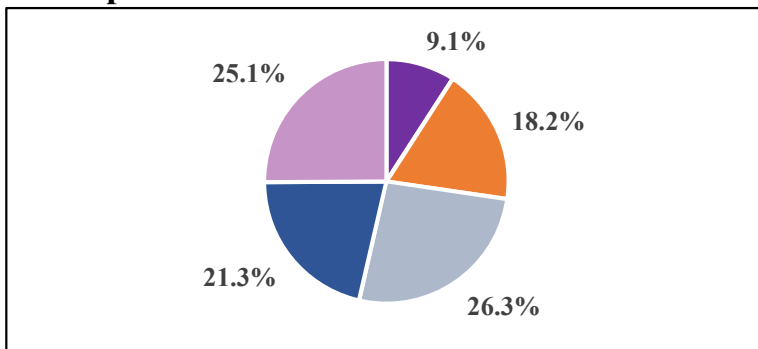


Fig. 3: Transport – the movement of a patient from the scene of a dispatch to a hospital by a 9-1-1 Emergency Ambulance, excluding calls outside the region border

ALL REGIONS TRANSPORTS	13043
Region A	1191
Region B	2373
Region C	3428
Region D	2778
Region E	3273