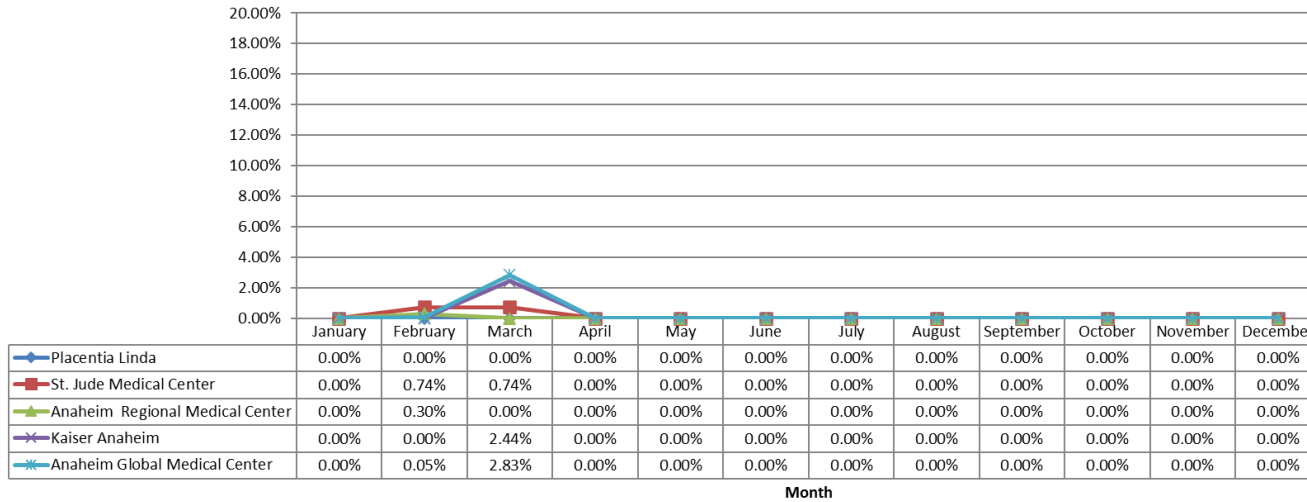




**Orange County
Emergency Medical Services
Diversion Report
January to March, 2022**

Emergency Receiving Center Diversion- Percent of Time

North Area- 2022 - ERC Diversion



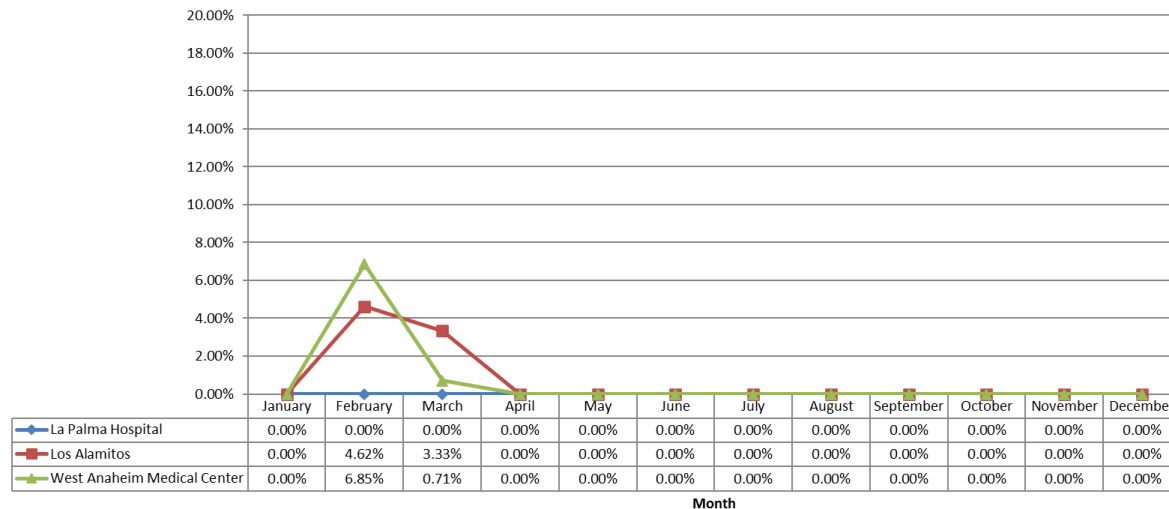
North Area Includes:

- Placentia Linda Hospital
- St. Jude Medical Center
- Anaheim Regional Medical Center
- Kaiser Anaheim
- Anaheim Global Medical Center

West Area Includes:

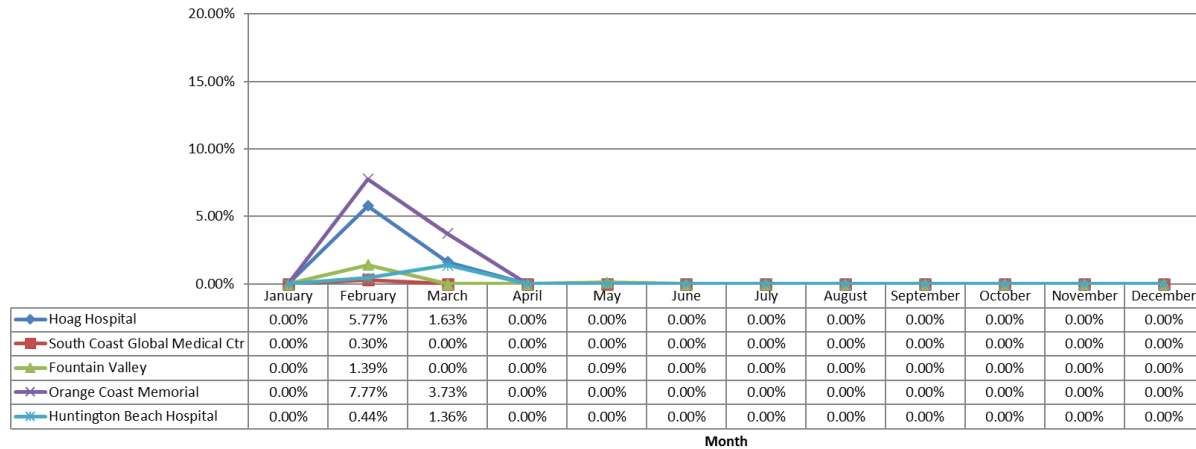
- La Palma Hospital
- Los Alamitos Medical Center
- West Anaheim Medical Center

West Area - 2022 - ERC Diversion



Emergency Receiving Center Diversion- Percent of Time

Coastal Area- 2022 - ERC Diversion



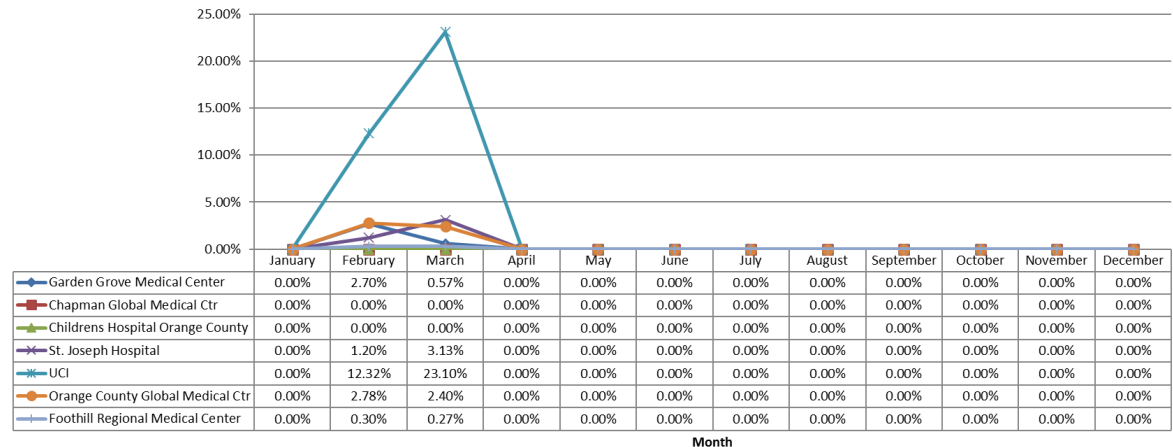
Coastal Area Includes:

- Hoag Hospital Newport Beach
- South Coastal Global Medical Center
- Fountain Valley Hospital
- Orange Coast Memorial Medical Center
- Huntington Beach Hospital

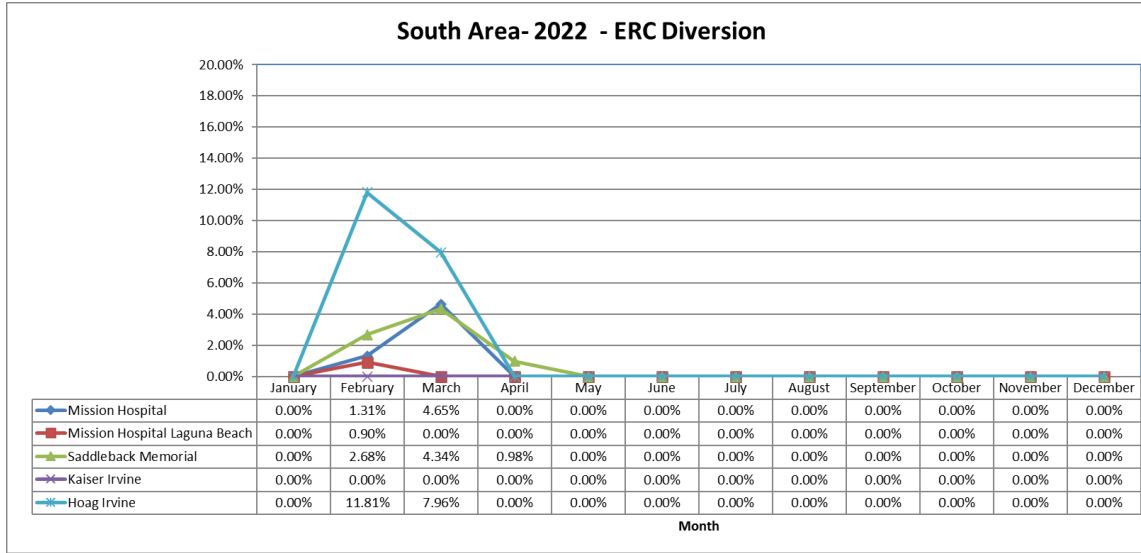
Central Area Includes:

- Garden Grove Medical Center
- Chapman Global Medical Center
- Children's Hospital Orange County
- St. Joseph Hospital
- UCI
- Orange County Global Medical Center
- Foothill Regional Medical Center

Central Area- 2022 - ERC Diversion

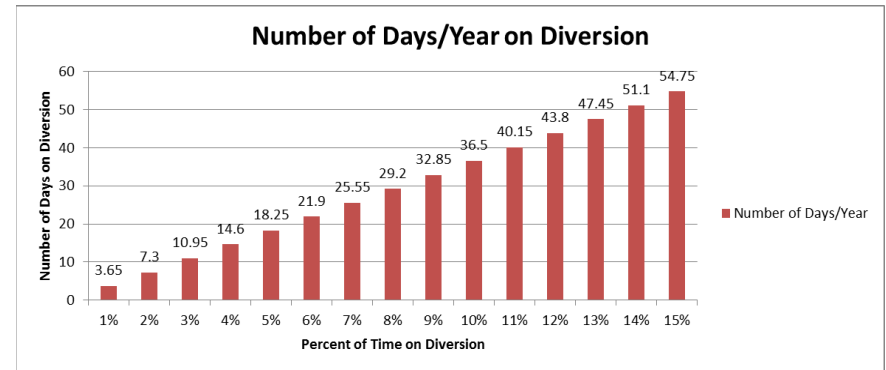
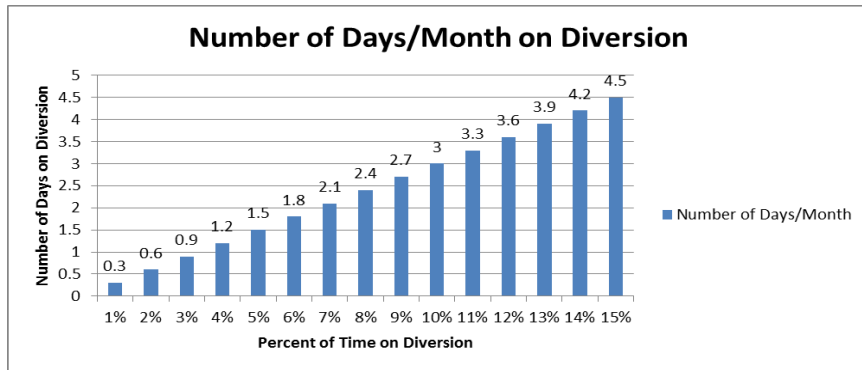


Emergency Receiving Center Diversion- Percent of Time



South Area Includes:

- Mission Hospital – Mission Viejo
- Mission Hospital – Laguna Beach
- Saddleback Memorial Medical Center
- Laguna Hills
- Kaiser Hospital – Irvine
- Hoag Hospital - Irvine



The two charts above demonstrate the monthly and annual impact of diversion represented as a total number of days an ERC would not receive patients given the percent of time of diversion.

Note: Number of days/month based on 30 days in a month

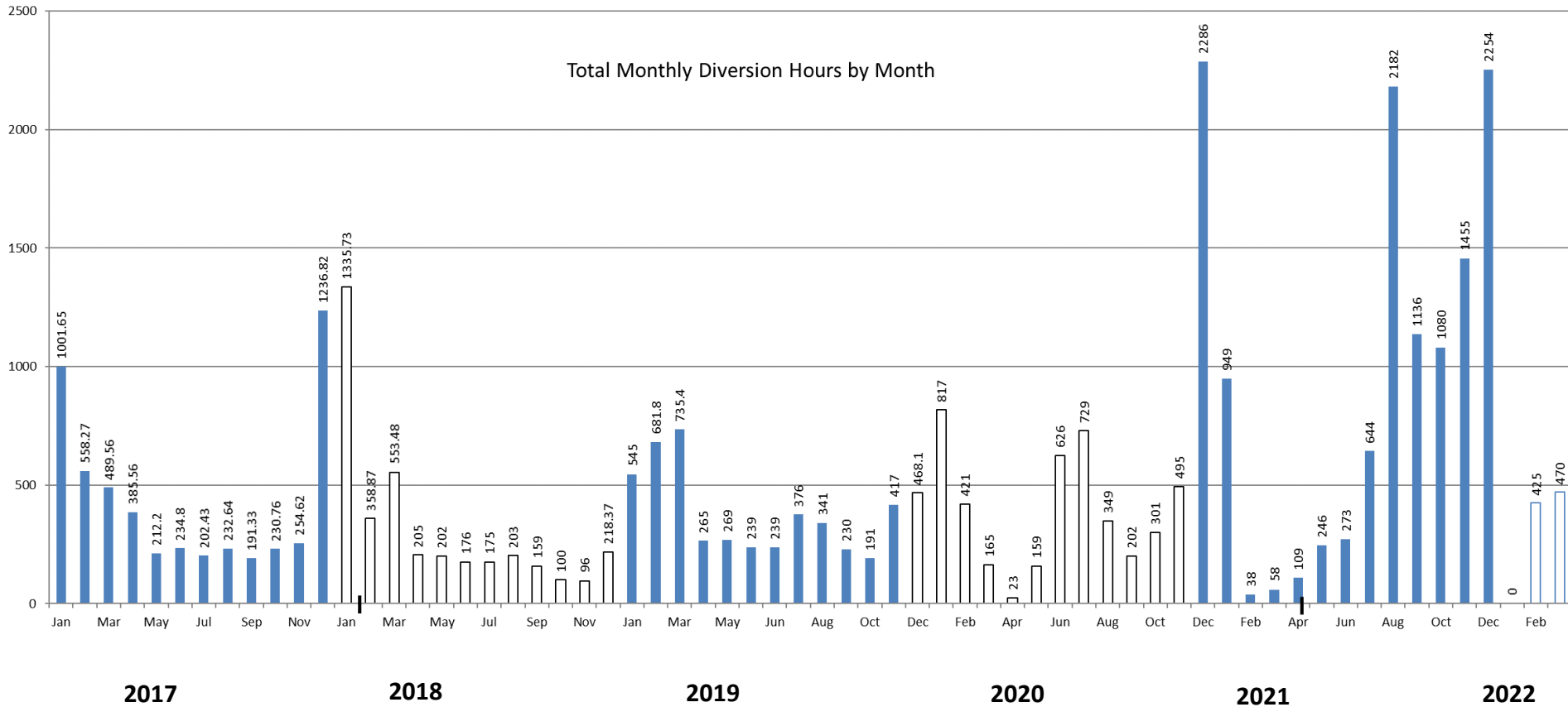
Emergency Receiving Center Diversion- Total Hours

Emergency Receiving Center Diversion Hours 2022												
	Jan	Feb	Mar	Apr	May	Jun	Jul	Aug	Sept	Oct	Nov	Dec
Anaheim Global Medical Ctr	0.00	0.00	21.00	0.00	0.00	0.00	0.00	0.00	0.00	0.00	0.00	0.00
Anaheim Regional Med Ctr	0.00	2.00	0.00	0.00	0.00	0.00	0.00	0.00	0.00	0.00	0.00	0.00
Chapman Global Medical Ctr	0.00	0.00	0.00	0.00	0.00	0.00	0.00	0.00	0.00	0.00	0.00	0.00
CHOC	0.00	0.00	0.00	0.00	0.00	0.00	0.00	0.00	0.00	0.00	0.00	0.00
Foothill Regional Medical Ctr	0.00	2.00	2.00	0.00	0.00	0.00	0.00	0.00	0.00	0.00	0.00	0.00
Fountain Valley	0.00	9.00	0.00	0.00	0.00	0.00	0.00	0.00	0.00	0.00	0.00	0.00
Garden Grove Hospital	0.00	18.00	4.00	0.00	0.00	0.00	0.00	0.00	0.00	0.00	0.00	0.00
Hoag Hospital Irvine	0.00	79.00	59.00	0.00	0.00	0.00	0.00	0.00	0.00	0.00	0.00	0.00
Hoag Newport	0.00	38.00	12.00	0.00	0.00	0.00	0.00	0.00	0.00	0.00	0.00	0.00
Huntington Beach	0.00	2.00	10.00	0.00	0.00	0.00	0.00	0.00	0.00	0.00	0.00	0.00
Kaiser Anaheim	0.00	0.00	18.00	0.00	0.00	0.00	0.00	0.00	0.00	0.00	0.00	0.00
Kaiser Irvine	0.00	0.00	0.00	0.00	0.00	0.00	0.00	0.00	0.00	0.00	0.00	0.00
La Palma Intercommunity	0.00	0.00	0.00	0.00	0.00	0.00	0.00	0.00	0.00	0.00	0.00	0.00
Los Alamitos	0.00	31.00	24.00	0.00	0.00	0.00	0.00	0.00	0.00	0.00	0.00	0.00
Mission Hospital Laguna	0.00	6.00	0.00	0.00	0.00	0.00	0.00	0.00	0.00	0.00	0.00	0.00
Mission Hospital Mission	0.00	8.00	34.00	0.00	0.00	0.00	0.00	0.00	0.00	0.00	0.00	0.00
Orange Coast Memorial	0.00	52.00	27.00	0.00	0.00	0.00	0.00	0.00	0.00	0.00	0.00	0.00
Orange County Global Med	0.00	18.00	17.00	0.00	0.00	0.00	0.00	0.00	0.00	0.00	0.00	0.00
Placentia Linda Hospital	0.00	0.00	0.00	0.00	0.00	0.00	0.00	0.00	0.00	0.00	0.00	0.00
Saddleback Memorial	0.00	18.00	32.00	0.00	0.00	0.00	0.00	0.00	0.00	0.00	0.00	0.00
South Coast Global	0.00	2.00	0.00	0.00	0.00	0.00	0.00	0.00	0.00	0.00	0.00	0.00
St Joseph	0.00	8.00	23.00	0.00	0.00	0.00	0.00	0.00	0.00	0.00	0.00	0.00
St. Jude Medical Ctr	0.00	4.00	5.00	0.00	0.00	0.00	0.00	0.00	0.00	0.00	0.00	0.00
UCI	0.00	82.00	171.00	0.00	0.00	0.00	0.00	0.00	0.00	0.00	0.00	0.00
West Anaheim Medical Ctr	0.00	46.00	5.00	0.00	0.00	0.00	0.00	0.00	0.00	0.00	0.00	0.00
Total	0.00	425.00	464.00	0.00	0.00	0.00	0.00	0.00	0.00	0.00	0.00	0.00

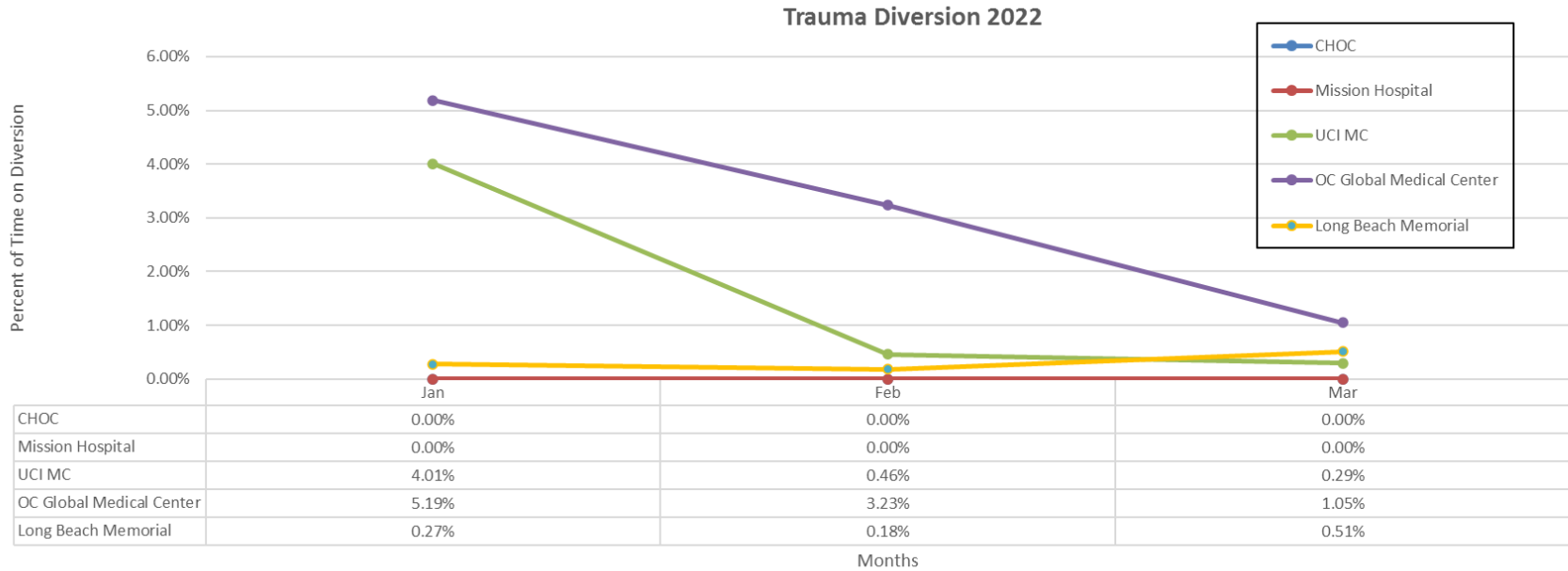


Emergency Receiving Center Diversion 2017 - 2022

Total Monthly Diversion Hours by Month



Trauma Receiving Center Diversion- Percent of Time



Cardiovascular Receiving Center Diversion- Percent of Time

CVRC 2022

	Jan	Feb	Mar	Apr	May	Jun	Jul	Aug	Sept	Oct	Nov	Dec
Anaheim Global Medical Ctr	0.00%	0.00%	0.00%	0.00%	0.00%	0.00%	0.0%	0.0%	0.0%	0.0%	0.0%	0.0%
Anaheim Regional Medical Ctr	0.00%	0.00%	0.00%	0.00%	0.00%	0.00%	0.0%	0.0%	0.0%	0.0%	0.0%	0.0%
Fountain Valley	28.82%	3.81%	4.00%	0.00%	0.00%	0.00%	0.0%	0.0%	0.0%	0.0%	0.0%	0.0%
Hoag Hospital Irvine	2.89%	6.62%	0.00%	0.00%	0.00%	0.00%	0.0%	0.0%	0.0%	0.0%	0.0%	0.0%
Hoag Hospital Newport	0.00%	0.00%	0.00%	0.00%	0.00%	0.00%	0.0%	0.0%	0.0%	0.0%	0.0%	0.0%
Los Alamitos	34.26%	6.39%	0.00%	0.00%	0.00%	0.00%	0.0%	0.0%	0.0%	0.0%	0.0%	0.0%
Orange Coast Memorial Med	0.45%	0.07%	0.20%	0.00%	0.00%	0.00%	0.0%	0.0%	0.0%	0.0%	0.0%	0.0%
Orange County Global Med	9.84%	1.46%	0.70%	0.00%	0.00%	0.00%	0.0%	0.0%	0.0%	0.0%	0.0%	0.0%
Mission Hospital	0.00%	1.96%	0.00%	0.00%	0.00%	0.00%	0.0%	0.0%	0.0%	0.0%	0.0%	0.0%
Saddleback Memorial	0.00%	0.00%	0.00%	0.00%	0.00%	0.00%	0.0%	0.0%	0.0%	0.0%	0.0%	0.0%
St Joseph	0.00%	0.00%	0.00%	0.00%	0.00%	0.00%	0.0%	0.0%	0.0%	0.0%	0.0%	0.0%
St Jude	0.70%	0.35%	0.00%	0.00%	0.00%	0.00%	0.0%	0.0%	0.0%	0.0%	0.0%	0.0%
UCI	0.00%	0.00%	0.00%	0.00%	0.00%	0.00%	0.0%	0.0%	0.0%	0.0%	0.0%	0.0%
West Anaheim Medical Ctr	48.05%	3.45%	0.00%	0.00%	0.00%	0.00%	0.0%	0.0%	0.0%	0.0%	0.0%	0.0%

Highlighted in Red =Diversion Any Amount



Internal Disruption Diversion- Percent of Time

Internal Disruption 2022												
	Jan	Feb	Mar	Apr	May	Jun	Jul	Aug	Sept	Oct	Nov	Dec
Anaheim Global Medical Ctr	0.00%	0.00%	0.00%	0.00%	0.00%	0.00%	0.00%	0.00%	0.00%	0.00%	0.00%	0.00%
Anaheim Regional Med Ctr	0.00%	0.00%	0.00%	0.00%	0.00%	0.00%	0.00%	0.00%	0.00%	0.00%	0.00%	0.00%
Chapman Global Medical Ctr	0.00%	88.24%	20.30%	0.00%	0.00%	0.00%	0.00%	0.00%	0.00%	0.00%	0.00%	0.00%
CHOC	0.00%	0.00%	0.00%	0.00%	0.00%	0.00%	0.00%	0.00%	0.00%	0.00%	0.00%	0.00%
Foothill Regional Medical Ctr	0.00%	0.00%	0.00%	0.00%	0.00%	0.00%	0.00%	0.00%	0.00%	0.00%	0.00%	0.00%
Fountain Valley	0.00%	0.00%	0.00%	0.00%	0.00%	0.00%	0.00%	0.00%	0.00%	0.00%	0.00%	0.00%
Garden Grove Hospital	0.00%	0.00%	0.00%	0.00%	0.00%	0.00%	0.00%	0.00%	0.00%	0.00%	0.00%	0.00%
Hoag Hospital Irvine	0.00%	0.00%	0.00%	0.00%	0.00%	0.00%	0.00%	0.00%	0.00%	0.00%	0.00%	0.00%
Hoag Newport	0.00%	0.00%	0.00%	0.00%	0.00%	0.00%	0.00%	0.00%	0.00%	0.00%	0.00%	0.00%
Huntington Beach	0.00%	0.06%	0.00%	0.00%	0.00%	0.00%	0.00%	0.00%	0.00%	0.00%	0.00%	0.00%
Kaiser Anaheim	0.00%	0.00%	0.00%	0.00%	0.00%	0.00%	0.00%	0.00%	0.00%	0.00%	0.00%	0.00%
Kaiser Irvine	0.00%	0.00%	0.00%	0.00%	0.00%	0.00%	0.00%	0.00%	0.00%	0.00%	0.00%	0.00%
La Palma Intercommunity	0.00%	0.00%	0.00%	0.00%	0.00%	0.00%	0.00%	0.00%	0.00%	0.00%	0.00%	0.00%
Los Alamitos	0.00%	0.00%	0.00%	0.00%	0.00%	0.00%	0.00%	0.00%	0.00%	0.00%	0.00%	0.00%
Mission Hospital Laguna	0.00%	0.00%	0.00%	0.00%	0.00%	0.00%	0.00%	0.00%	0.00%	0.00%	0.00%	0.00%
Mission Hospital Mission	0.00%	0.00%	0.00%	0.00%	0.00%	0.00%	0.00%	0.00%	0.00%	0.00%	0.00%	0.00%
Orange Coast Memorial	0.02%	0.00%	1.43%	0.00%	0.00%	0.00%	0.00%	0.00%	0.00%	0.00%	0.00%	0.00%
Orange County Global Med	0.63%	0.05%	0.05%	0.00%	0.00%	0.00%	0.00%	0.00%	0.00%	0.00%	0.00%	0.00%
Placentia Linda Hospital	0.00%	0.00%	0.00%	0.00%	0.00%	0.00%	0.00%	0.00%	0.00%	0.00%	0.00%	0.00%
Saddleback Memorial	0.30%	0.00%	0.19%	0.00%	0.00%	0.00%	0.00%	0.00%	0.00%	0.00%	0.00%	0.00%
South Coast Global	0.00%	0.00%	0.00%	0.00%	0.00%	0.00%	0.00%	0.00%	0.00%	0.00%	0.00%	0.00%
St Joseph	0.00%	0.00%	0.00%	0.00%	0.00%	0.00%	0.00%	0.00%	0.00%	0.00%	0.00%	0.00%
St. Jude Medical Ctr	0.00%	0.00%	0.00%	0.00%	0.00%	0.00%	0.00%	0.00%	0.00%	0.00%	0.00%	0.00%
UCI	0.14%	0.00%	0.00%	0.00%	0.00%	0.00%	0.00%	0.00%	0.00%	0.00%	0.00%	0.00%
West Anaheim Medical Ctr	4.54%	0.00%	0.00%	0.00%	0.00%	0.00%	0.00%	0.00%	0.00%	0.00%	0.00%	0.00%



Highlighted in Red = Diversion Any Amount

CT Diversion Report- Percent of Time

CT Diversion 2022

	Jan	Feb	Mar	Apr	May	Jun	Jul	Aug	Sept	Oct	Nov	Dec
Anaheim Global Medical Ctr	0.00%	3.00%	3.09%	0.00%	0.00%	0.00%	0.00%	0.00%	0.00%	0.00%	0.00%	0.00%
Anaheim Regional Med Ctr	0.75%	0.54%	0.00%	0.00%	0.00%	0.00%	0.00%	0.00%	0.00%	0.00%	0.00%	0.00%
Chapman Global Medical Ctr	0.00%	0.00%	0.00%	0.00%	0.00%	0.00%	0.00%	0.00%	0.00%	0.00%	0.00%	0.00%
CHOC	0.00%	0.00%	0.00%	0.00%	0.00%	0.00%	0.00%	0.00%	0.00%	0.00%	0.00%	0.00%
Foothill Regional Medical Ctr	0.00%	0.00%	0.00%	0.00%	0.00%	0.00%	0.00%	0.00%	0.00%	0.00%	0.00%	0.00%
Fountain Valley	2.94%	0.00%	0.00%	0.00%	0.00%	0.00%	0.00%	0.00%	0.00%	0.00%	0.00%	0.00%
Garden Grove Hospital	0.00%	0.00%	0.00%	0.00%	0.00%	0.00%	0.00%	0.00%	0.00%	0.00%	0.00%	0.00%
Hoag Hospital Irvine	0.00%	0.00%	0.00%	0.00%	0.00%	0.00%	0.00%	0.00%	0.00%	0.00%	0.00%	0.00%
Hoag Newport	0.00%	0.00%	0.00%	0.00%	0.00%	0.00%	0.00%	0.00%	0.00%	0.00%	0.00%	0.00%
Huntington Beach	0.00%	0.00%	0.00%	0.00%	0.00%	0.00%	0.00%	0.00%	0.00%	0.00%	0.00%	0.00%
Kaiser Anaheim	0.00%	0.00%	0.00%	0.00%	0.00%	0.00%	0.00%	0.00%	0.00%	0.00%	0.00%	0.00%
Kaiser Irvine	0.00%	0.00%	0.00%	0.00%	0.00%	0.00%	0.00%	0.00%	0.00%	0.00%	0.00%	0.00%
La Palma Intercommunity	0.00%	0.00%	0.00%	0.00%	0.00%	0.00%	0.00%	0.00%	0.00%	0.00%	0.00%	0.00%
Los Alamitos	0.00%	0.32%	0.00%	0.00%	0.00%	0.00%	0.00%	0.00%	0.00%	0.00%	0.00%	0.00%
Mission Hospital Laguna	7.31%	0.00%	0.00%	0.00%	0.00%	0.00%	0.00%	0.00%	0.00%	0.00%	0.00%	0.00%
Mission Hospital Mission	0.00%	0.00%	0.00%	0.00%	0.00%	0.00%	0.00%	0.00%	0.00%	0.00%	0.00%	0.00%
Orange Coast Memorial	0.00%	0.00%	0.00%	0.00%	0.00%	0.00%	0.00%	0.00%	0.00%	0.00%	0.00%	0.00%
Orange County Global Med	0.11%	0.26%	0.12%	0.00%	0.00%	0.00%	0.00%	0.00%	0.00%	0.00%	0.00%	0.00%
Placentia Linda Hospital	0.00%	0.00%	0.00%	0.00%	0.00%	0.00%	0.00%	0.00%	0.00%	0.00%	0.00%	0.00%
Saddleback Memorial	0.00%	0.00%	0.10%	0.00%	0.00%	0.00%	0.00%	0.00%	0.00%	0.00%	0.00%	0.00%
South Coast Global	4.98%	0.79%	0.75%	0.00%	0.00%	0.00%	0.00%	0.00%	0.00%	0.00%	0.00%	0.00%
St Joseph	0.00%	0.00%	0.14%	0.00%	0.00%	0.00%	0.00%	0.00%	0.00%	0.00%	0.00%	0.00%
St. Jude Medical Ctr	0.00%	0.00%	0.00%	0.00%	0.00%	0.00%	0.00%	0.00%	0.00%	0.00%	0.00%	0.00%
UCI	0.00%	0.00%	0.00%	0.00%	0.00%	0.00%	0.00%	0.00%	0.00%	0.00%	0.00%	0.00%
West Anaheim Medical Ctr	0.00%	0.00%	0.20%	0.00%	0.00%	0.00%	0.00%	0.00%	0.00%	0.00%	0.00%	0.00%



Highlighted in Red =Diversion Any Amount

Neuro Diversion Report- Percent of Time

Neuro Diversion 2022												
	Jan	Feb	Mar	Apr	May	Jun	Jul	Aug	Sept	Oct	Nov	Dec
Fountain Valley	29.21%	4.47%	4.86%	0.00%	0.00%	0.00%	0.00%	0.00%	0.00%	0.00%	0.00%	0.00%
Hoag Newport	0.00%	0.00%	0.03%	0.00%	0.00%	0.00%	0.00%	0.00%	0.00%	0.00%	0.00%	0.00%
Los Alamitos	34.28%	6.41%	0.00%	0.00%	0.00%	0.00%	0.00%	0.00%	0.00%	0.00%	0.00%	0.00%
Mission Hospital Mission	0.63%	0.73%	0.00%	0.00%	0.00%	0.00%	0.00%	0.00%	0.00%	0.00%	0.00%	0.00%
Orange County Global Med	4.89%	1.14%	0.00%	0.00%	0.00%	0.00%	0.00%	0.00%	0.00%	0.00%	0.00%	0.00%
Saddleback Memorial	37.37%	0.00%	0.10%	0.00%	0.00%	0.00%	0.00%	0.00%	0.00%	0.00%	0.00%	0.00%
St Joseph	0.00%	0.10%	0.00%	0.00%	0.00%	0.00%	0.00%	0.00%	0.00%	0.00%	0.00%	0.00%
St. Jude Medical Ctr	1.92%	0.04%	0.00%	0.00%	0.00%	0.00%	0.00%	0.00%	0.00%	0.00%	0.00%	0.00%
UCI	0.00%	0.00%	0.00%	0.00%	0.00%	0.00%	0.00%	0.00%	0.00%	0.00%	0.00%	0.00%

Saddleback suspension lifted 1/13/22



ED for LA Diversion Report- Total Hrs

ED for LA Diversion Hours 2022												
	Jan	Feb	Mar	Apr	May	Jun	Jul	Aug	Sept	Oct	Nov	Dec
La Palma Intercommunity	459.00	0.00	0.00	0.00	0.00	0.00	0.00	0.00	0.00	0.00	0.00	0.00
Los Alamitos	610.00	75.00	0.00	0.00	0.00	0.00	0.00	0.00	0.00	0.00	0.00	0.00
St. Jude Medical Ctr	610.00	226.00	0.00	0.00	0.00	0.00	0.00	0.00	0.00	0.00	0.00	0.00
Total	1679.00	301.00	0.00	0.00	0.00	0.00	0.00	0.00	0.00	0.00	0.00	0.00

